

CAPER 2013

CONSOLIDATED ANNUAL PERFORMANCE AND EVALUATION REPORT



Parkdale Community Center

**A Report for the
U.S. Department of Housing and Urban Development
on
Housing and Community Development Activities in
Clark County, North Las Vegas, Boulder City, and Mesquite
July 1, 2013 to June 30, 2014**

Table of Contents

GENERAL QUESTIONS	2
1. ONE-YEAR GOALS AND OBJECTIVES ASSESSMENT	2
2. PROGRAM CHANGES.....	7
3. AFFIRMATIVELY FURTHERING FAIR HOUSING	7
4. OTHER ACTIONS TO ADDRESS OBSTACLES TO MEETING UNDERSERVED NEEDS	8
5. NON-FEDERAL PUBLIC AND PRIVATE RESOURCES	9
MANAGING THE PROCESS	14
1. ACTIONS TAKEN TO ENSURE PROGRAM COMPLIANCE	14
CITIZEN PARTICIPATION.....	14
1. PUBLIC COMMENTS	14
2. GRANTEE PERFORMANCE.....	15
INSTITUTIONAL STRUCTURE	19
1. ACTIONS TAKEN TO OVERCOME GAPS	19
MONITORING.....	19
1. MONITORING GUIDELINES AND FREQUENCY.....	19
2. MONITORING RESULTS AND IMPROVEMENTS.....	20
3. SELF EVALUATION	22
LEAD-BASED PAINT	23
1. ACTIONS TAKEN TO REDUCE LEAD-BASED PAINT HAZARDS.....	23
HOUSING NEEDS.....	24
1. ACTIONS TO FOSTER AND MAINTAIN AFFORDABLE HOUSING.....	24
SPECIFIC HOUSING OBJECTIVES.....	25
1. PROGRESS IN MEETING AFFORDABLE HOUSING OBJECTIVES.....	25
2. PROGRESS IN MEETING SECTION 215	26
3. EFFORTS TO ADDRESS “WORST-CASE” HOUSING NEEDS AND HOUSING NEEDS OF PERSONS WITH DISABILITIES	26
PUBLIC HOUSING STRATEGY	27
1. IMPROVE PUBLIC HOUSING AND RESIDENT INITIATIVES	27
BARRIERS TO AFFORDABLE HOUSING.....	30
1. ACTIONS TO ELIMINATE BARRIERS TO AFFORDABLE HOUSING	30
HOME/ AMERICAN DREAM DOWN PAYMENT INITIATIVE (ADDI).....	31
1. ASSESSMENT OF RELATIONSHIP OF HOME FUNDS TO GOALS AND OBJECTIVES.....	31
2. HOME MATCH REPORT HUD-40107-A	34
3. HOME PROGRAM INCOME & MINORITY OWNED BUSINESS AND WOMEN OWNED BUSINESS REPORT – HUD 40107	34
4. ASSESSMENTS	34
HOMELESS NEEDS	35
1. ACTIONS TO ADDRESS HOMELESS NEEDS AND	35
2. TRANSITIONING TO PERMANENT HOUSING.....	35
3. OTHER FEDERAL RESOURCES.....	39

SPECIFIC HOMELESS PREVENTION ELEMENTS.....	40
1. ACTIONS TO PREVENT HOMELESSNESS.....	40
EMERGENCY SHELTER GRANTS (ESG).....	40
1. ESG FUNDS USED FOR EMERGENCY SHELTER AND TRANSITIONAL HOUSING	40
2. ASSESSMENT OF RELATIONSHIP OF ESG FUNDS TO GOALS AND OBJECTIVES.....	40
3. MATCHING RESOURCES.....	41
4. STATE OF NEVADA METHOD OF DISTRIBUTION.....	41
5. ACTIVITY AND BENEFICIARY DATA	42
COMMUNITY DEVELOPMENT.....	45
1. ASSESSMENT OF RELATIONSHIP OF CDBG FUNDS TO GOALS AND OBJECTIVES	45
2. CHANGES IN PROGRAM OBJECTIVES	49
3. ASSESSMENT OF EFFORTS IN CARRYING OUT PLANNED ACTIONS	49
4. FOR FUNDS NOT USED FOR NATIONAL OBJECTIVES	50
5. ANTI-DISPLACEMENT AND RELOCATION	50
6. LOW/MOD JOB ACTIVITIES.....	50
7. LOW/MOD LIMITED CLIENTELE ACTIVITIES.....	50
8. PROGRAM INCOME	50
9. PRIOR PERIOD ADJUSTMENTS.....	51
10. LOANS AND OTHER RECEIVABLES	51
11. LUMP SUM AGREEMENTS.....	51
12. HOUSING REHABILITATION	51
13. NEIGHBORHOOD REVITALIZATION STRATEGIES	51
ANTIPOVERTY STRATEGY.....	51
1. ACTIONS TAKEN TO REDUCE POVERTY.....	52
NON-HOMELESS SPECIAL NEEDS	52
1. ACTIONS TAKEN TO ADDRESS SPECIAL NEEDS	52
SPECIFIC HOPWA OBJECTIVES.....	52
APPENDIX A: PUBLIC NOTICES AND COMMENTS	
APPENDIX B: CDBG FINANCIAL SUMMARY (PR26)	
APPENDIX C: CDBG GRANTEE PERFORMANCE REPORT (PR03)	
APPENDIX D: HOME DEADLINE REPORT	
APPENDIX E: AFFORDABLE HOUSING COMPLETION GOALS	
APPENDIX F: HUD 40107 & 40107-A: HOME PROGRAM INCOME, MBE/WBE & MATCH REPORT	





2013 Program Year CAPER

GENERAL

The Consolidated Annual Performance and Evaluation Report (CAPER) provides information on housing and community development activities in Clark County for the FY 2013 program year, July 1, 2013 – June 30, 2014. This Performance Report includes activities funded by the Community Development Block Grant (CDBG) program, the HOME Investment Partnerships (HOME) program, and the Emergency Shelter Grant (ESG) program. The CAPER consolidates four separate performance reports (Consolidated Plan, HOME, ESG, CDBG) into one document and must be submitted to the U.S. Department of Housing and Urban Development (HUD) by September 30, 2014. The purpose of the CAPER is to document how Clark County spent federal funds for housing and community development and to assess whether the County is making progress in meeting the needs of the Community, as stipulated in the HUD Consolidated Plan 2010-2014.

The Clark County CAPER reports on housing and community development activities in Clark County, Las Vegas, North Las Vegas, Boulder City, and Mesquite. The City of Henderson is not included in this report as it is a separate grant recipient. However, some of the activities described in this report took place in the City of Henderson. Federal funding for these activities is directed to Clark County in the following manner:

- The Clark County CDBG Consortium allocates CDBG funds on a formula basis for Unincorporated Clark County, North Las Vegas, Boulder City, and Mesquite. Clark County is the lead agency for the Consortium. Separate CAPERs outline the CDBG funded activities for the separate entitlement cities of Las Vegas and Henderson.
- The Clark County HOME Consortium allocates HOME funds on a formula basis to Unincorporated Clark County and North Las Vegas. Clark County is the lead agency for the Consortium. The Clark County HOME Consortium also receives State of Nevada HOME funds as well as State of Nevada Low-Income Housing Trust Funds (LIHTF). Members of the Consortium have access to all three funding sources based on a specific percentage of the total funding. While the City of Las Vegas is no longer a member of the Consortium, its housing activities are reported in this CAPER as the city has remaining Consortium HOME/LIHTF funds.
- Unincorporated Clark County receives ESG funds on a formula basis and administers the funds.

Non-federal resources for housing and community development included Clark County, North Las Vegas and Las Vegas Private Activity Bonds, Low Income Housing Tax Credits (LIHTC) and Low Income Housing Trust Funds administered by the Nevada Housing Division, as well as the City of Las Vegas 18% Redevelopment Set-Aside funds. Each jurisdiction covered by this CAPER pursued all resources as indicated in the FY 2013 Action Plan.

General Questions

1. One-Year Goals and Objectives Assessment

a. Summary of Accomplishments

Clark County, North Las Vegas, Boulder City and Mesquite used federal and non-federal resources during the 2013 Program Year to support the following affordable housing activities:

1. New construction of rental housing
2. Down payment assistance for homeownership
3. Acquisition, rehab and resale for homeownership
4. New construction of owner housing
5. Rehabilitation of owner occupied units
6. Rental subsidies

During the 2013 Program Year, 154 units of affordable housing were completed including 123 units of newly constructed rental housing and 31 first time homebuyers. An additional 73 households were assisted with rental assistance. Eighty-nine (89) owner occupied housing units received minor rehabilitation using CDBG funding.

Clark County, North Las Vegas and Boulder City used Emergency Shelter Grant (ESG) funds and Community Development Block Grant (CDBG) Public Service funds to assist 9,024 homeless persons with services during the 2013 Program Year.

Work is nearing completion on the Clark County FY 2010-2014 CDBG Capital Improvement Plan with construction completed on the Parkdale Community Center and the Foundation for an Independent Tomorrow. All remaining projects are either in pre-development or out to bid with construction scheduled for fall 2014 and winter 2015.

The County CDBG Consortium also provided funds to various non-profit groups that provide public services, such as respite services and services for the disabled. According to the FY 2013 beneficiary reports, Clark County CDBG non-homeless Consortium funds assisted 1,042 unduplicated people and households during the reporting period.

Detailed information on Clark County CDBG Consortium projects can be found in Appendix C, Grantee Performance Report.

b. Breakdown of Grant Funds

HOME

Figure 1 describes the accomplishments in attaining the housing goals and objectives for FY 2013. Figure 2 through 6 illustrate the Consortium expenditures by jurisdiction. Figures 3 through 6 break out the housing expenditures by jurisdiction.

Figure 1
 FY 2013 HOME/LIHTF Consortium
 Expenditures by Category

Category	Amount
Multifamily New Construction	\$5,552,980
Tenant Based Rental Assistance	\$427,688
Administration	\$206,586
Acquisition/Rehab/Resale	\$124,288
Multifamily Rehab	\$119,049
Downpayment Assistance	\$581,467
Total	\$7,012,058

Figure 2
 FY 2013 All HOME/LIHTF Consortium Expenditures
 By Category

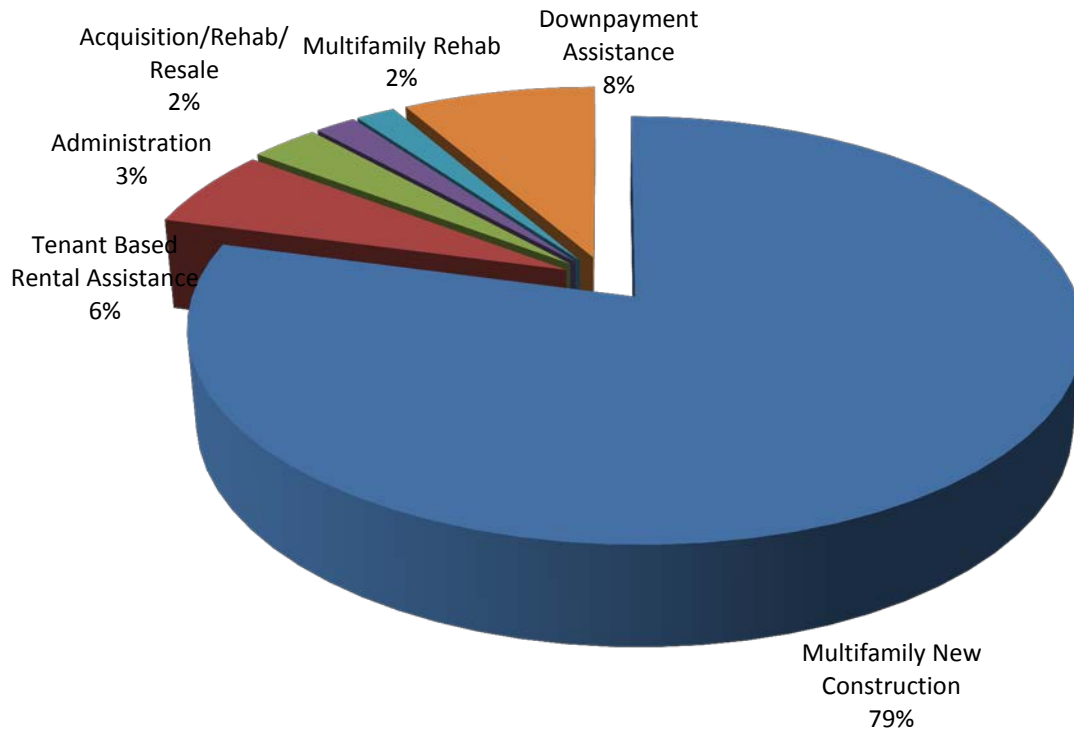


Figure 3
FY 2013 Consortium Federal HOME Expenditures Only
By Category

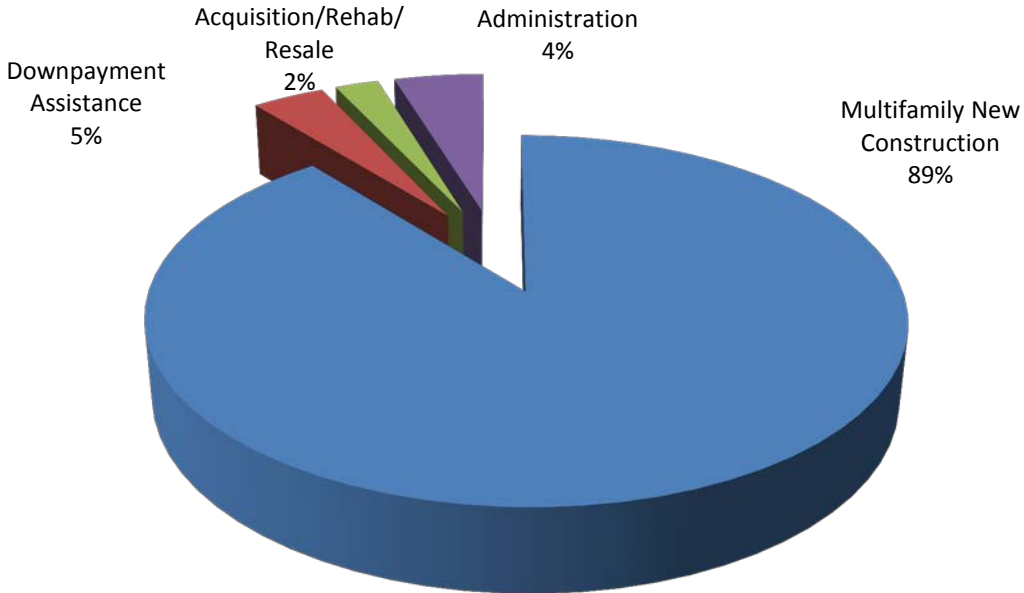


Figure 4
FY 2013 Clark County Only HOME/LIHTF Expenditures

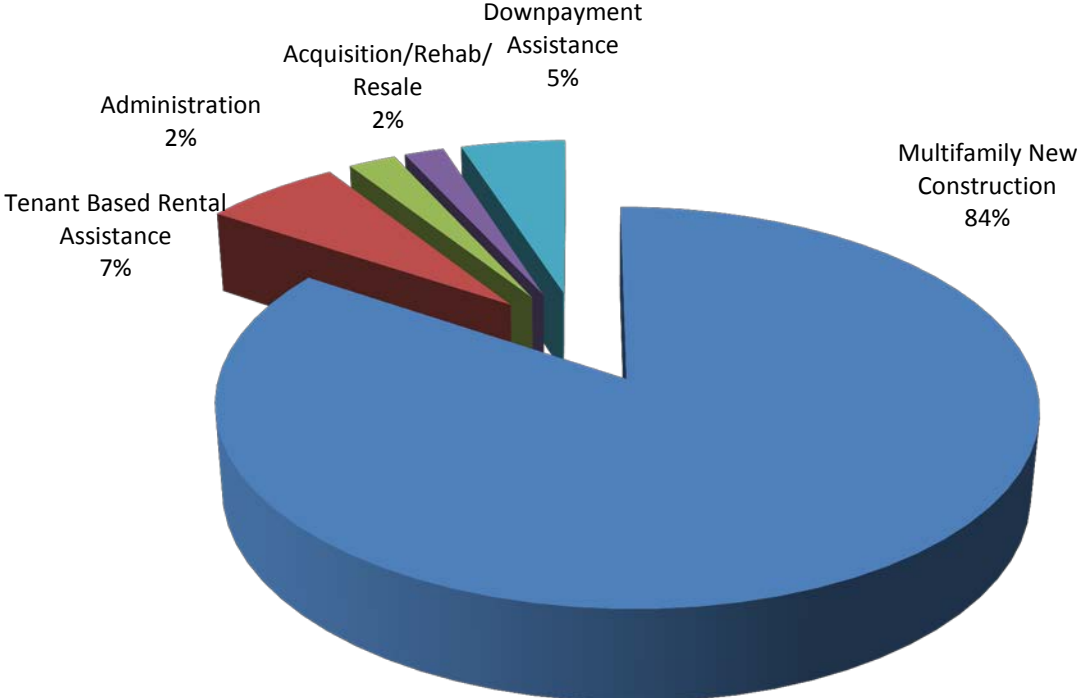
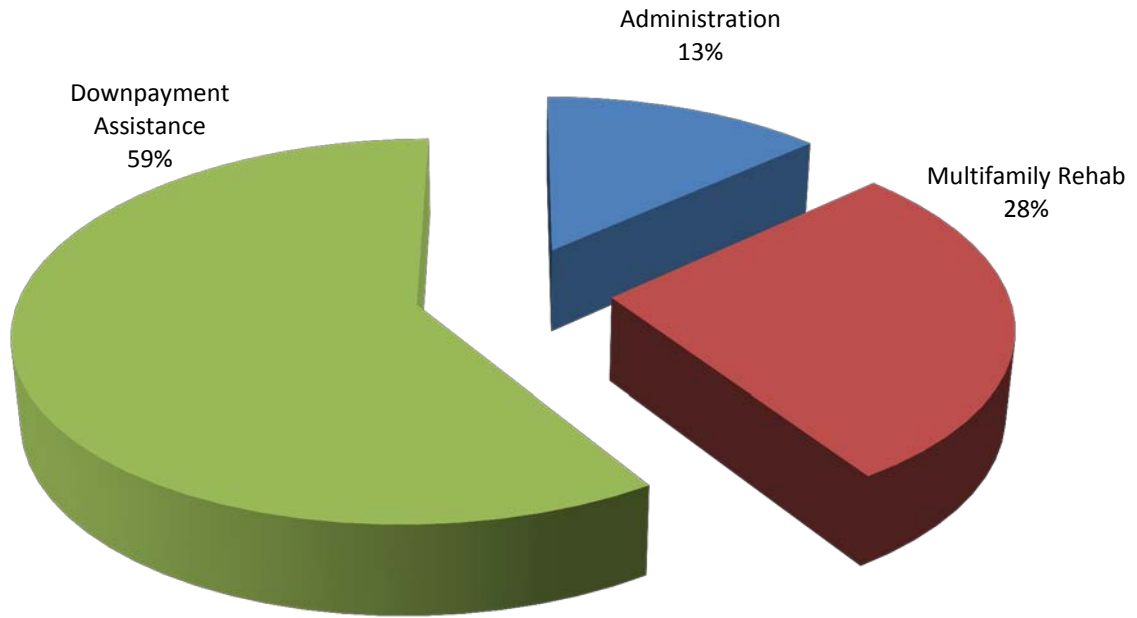


Figure 6
FY 2013 North Las Vegas Only HOME/LIHTF Expenditures



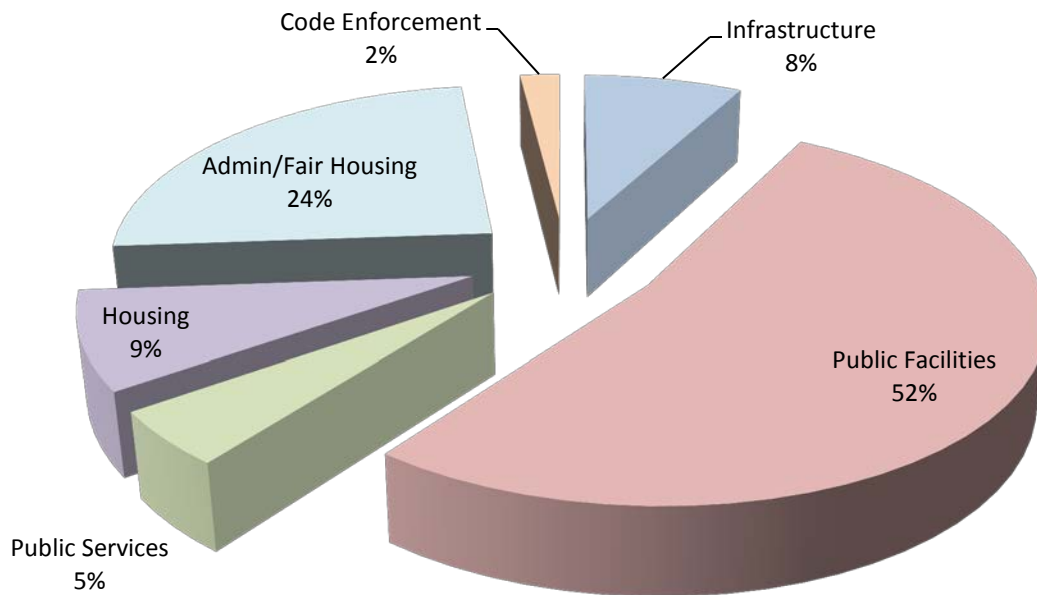
CDBG

There are six basic categories of CDBG expenditures: infrastructure improvements, public facilities, housing rehabilitation, public services, fair housing and administration. During FY 2013, CDBG funds of \$5,254,749 were expended as outlined in Figure 7. Figure 8 illustrates CDBG expenditures by category. Clark County CDBG Consortium did not exceed the 15% cap for public services. Clark County obligated 4.08% of funds for planning and administration, well under the 20% cap. Information on specific projects and dollars expended is available in Appendices B & C. The Clark County CDBG Consortium had an expenditure ratio of 1.17 as of May 2, 2014, in compliance with the 1.5 ratio limit required by HUD.

Figure 7
 FY 2013 CDBG Consortium
 Expenditures by Category

Category	Amount
Infrastructure	\$416,796
Public Facilities	\$2,734,679
Public Services	\$274,841
Housing	\$463,801
Code Enforcement	\$102,852
Administration/Fair Housing	\$1,261,780
Total	\$5,254,749

Figure 8
 FY 2013 CDBG Expenditures by Category



c. Progress Not Made

All goals and objectives are being addressed.

2. Program Changes

Clark County Board of Commissioners approved the allocation of \$2.5 million in CDBG for the HELP of Southern Nevada Shannon West Youth Center which will assist homeless youth to become self-sufficient.

3. Affirmatively Furthering Fair Housing

a. Summary of Impediments

Clark County contracted with a consultant organization, Planning/Communications, to provide an updated Analysis of Impediments to Fair Housing. The study includes unincorporated Clark County, North Las Vegas, Boulder City and Mesquite and was completed in 2010. The following table provides a summary of the Fair Housing Plan outlining the actions the jurisdictions intend to undertake to affirmatively further fair housing from 2010 to 2015.

Impediment #1- Clark County and the three cities lack information about the extent, if any, that real estate firms, rental agents, apartment managers, and landlords engage in discriminatory practices.

Impediment #2- It is possible that racial steering by some members of the real estate industry and/or self-steering may account for the concentrations of African Americans and Hispanics in North Las Vegas and unincorporated Clark County, and the near total absence of African Americans from Mesquite, and near total absence of African Americans and Hispanics from Boulder City.

Impediment #3- Our online sampling of the offices of real estate agents and rental offices revealed a paucity of Asian, Hispanic, and African American agents.

Impediment #4- When display ads and brochures for real estate—ownership or rental—depict residents of only one race or ethnicity, they send a clear message of who is welcome and not welcome to live in the advertised housing, thus limiting the housing choices home seekers perceive as available to them.

Impediment #5- Discrimination in mortgage lending against Hispanics and African Americans in Clark County continues to pose a serious obstacle to members of these groups even though the degree of discrimination is not as intense as in the rest of the nation.

Impediment #6- It will take a public-private partnership to enable all four jurisdictions to expand the free market in housing to all parts of the county.

Impediment #7- None of the four jurisdictions has its own fair housing ordinance.

Impediment #8- Anybody who thinks she has been discriminated against when seeking housing in Clark County and the three cities immediately runs into the problem of determining whom to contact and how to file a fair housing complaint.

Impediment #9- In all four jurisdictions, the planning process does not address any fair housing issues that it can help resolve and fair housing violations it can help prevent.

Impediment #10- Land-use controls that impose excessive requirements on community residences for people with disabilities can establish barriers to establishing these residences.

Impediment #11- The Southern Nevada Regional Housing Authority has not established clear policies to promote residential integration for holders of a Housing Choice Voucher.

Impediment #12- While the Southern Nevada Regional Housing Authority has located scattered site public housing in many urban core neighborhoods, there are no units in many higher opportunity neighborhoods and units are concentrated in two increasingly Hispanic neighborhoods on the east side of Clark County's urban core.

The entire Analysis of Impediments to Fair Housing and the Fair Housing Plan is available at: http://www.clarkcountynv.gov/depts/admin_services/comresmgmt/Pages/cdbg.aspx

b. Actions Taken to Overcome Impediments

Clark County contracted with the Silver State Fair Housing Center to provide fair housing services to unincorporated Clark County, Boulder City and Mesquite. The organization is receiving \$125,000 over three years to provide these services. Clark County also has a CRM staff member as the Fair Housing Officer to be the point person on fair housing. He is the person to whom the public is referred when they call the county with Fair Housing concerns. Clark County trained its phone operators to refer all calls about housing discrimination to the jurisdiction's Fair Housing Officer or either of the two fair housing organizations in the state. Clark County updated its website to inform people of the resources available if they have fair housing concerns. The Greater Las Vegas Association of Realtors holds regular special meetings on a variety of fair housing issues in order to help its constituents.

The 2013 Nevada Legislature passed new laws that impact protected classes. Both houses approved Senate Joint Resolution 13, a proposed constitutional amendment to legalize gay marriage. The resolution must be approved by both houses of the Legislature again in 2015 before it can go before voters in the 2016 general election. Both houses approved, and Governor Sandoval signed, Senate Bill 139 to add crimes committed because of someone's "gender identity or expression" to the list of hate crimes. Judges could require longer prison sentences for people convicted of such crimes.

The HUD funded sustainability grant **Southern Nevada Strong** is undertaking a Regional Analysis of Impediments (RAI) which is expected to be completed by October 2014. This RAI will be helpful to update Clark County, North Las Vegas, Boulder City and Mesquite to see if progress has been made on the recommended actions to overcome impediments to fair housing.

4. Other Actions to Address Obstacles to Meeting Underserved Needs

Housing

Affordable housing, particularly for renters at 50% of area median income and below, continues to be an issue of concern in Clark County.

- Clark County completed 123 units of affordable rental housing in FY 2013 for households from 30% to 60% AMI.
- Neighborhood Housing Services of Southern Nevada (NHSSN), Nevada Partners and Financial Guidance Center continued their Downpayment Assistance Programs, which assisted 31 first time homebuyers to purchase homes. The maximum assistance amount allowed is \$14,999 and the median price was \$112,230.
- North Las Vegas provided Rebuilding Together with \$88,663 which they used to assist 25 disabled and senior households with minor repairs.

For information on actions undertaken by the Cities of Las Vegas and Henderson to address obstacles to underserved housing needs, please refer to their individual CAPERs.

Homeless

For the full information on the results of the HelpHopeHome implementation, see the following: <http://www.helphopehome.org/HHH%202013%20Update%20Final.pdf>

Southern Nevada continued its regional approach to end homelessness through “Help Hope Home,” the SNRPC Committee on Homelessness (CoH) has been evolving steadily and leading the charge to move the Homeless to Homes. With a housing first approach, the CoH and its administrative office, the Regional Initiatives Office (RIO), led by the Regional Initiatives Coordinator (RIC), has worked tirelessly on continuing this progressive direction.

Building provider unity and collaboration has been a big focus over the past several years. Monthly provider meetings have been indispensable in creating unity, furthering knowledge, and solving problems among the homeless services providers in the community. As a result, faith based organizations have become more involved with the RIO. The RIO is an active participant in the City of Las Vegas’ Mayor’s Faith Initiative, specifically with the Homeless Services Working Group. RIO hosts an Agency Director meeting on a quarterly basis to enhance collaboration, coordination and problem solving around current and emerging issues/trends.

The RIO offers Mainstream Programs Basic Training, a monthly meeting bringing partners and resources from around the area to collaborate and discuss the varied services they provide. Each meeting has a population theme with social workers attending receiving Continuing Education Credit at no cost. SOAR (SSI/SSDI Outreach, Access and Recovery) Training continued to be held as new providers and staff recognize the benefits of using this process to help their clients receive mainstream benefits in a timely manner.

The Mobile Crisis Intervention Team continues to grow in their presence in the community, responding to encampments. They have added specialized staff to the team to include a Licensed Alcohol and Drug Counselor (LADC) and a veteran specific outreach person. Its purpose is to interact with the homeless on the streets of Las Vegas and help them move into intensive case management services to move out of homelessness. Youth outreach has improved markedly in the past year as Nevada Partnership for Homeless Youth and HELP of Southern Nevada’s youth programs have outreach teams in the community and in schools engaging homeless youth.

Project Homeless Connect is an annual event that connects homeless individuals with the services they need in a one stop setting. Those in need come to find housing, legal aid, medical and dental care, obtain IDs and birth certificates, obtain employment, and access a variety of other services they need to get off the streets. Clark County’s most recent Project Homeless Connect was hosted collaboratively by The Nevada Homeless Alliance and the RIO in November of 2013. Nearly 500 volunteers served over 3,000 homeless people in just one day.

The bi-annual Homeless Census was held on January 24-25, 2013 in Southern Nevada. The Southern Nevada Census canvassed the entire county by census tract. A total of 7,355 HUD recognized homeless persons were enumerated through the point-in-time count, a decrease of 22% from the previous homeless census.

There are not enough day shelters to house our local homeless population during the extreme temperatures or weather conditions in the summer and winter months. When temperatures reach 110 degrees or more in the summer and dip too low in the winter, homeless populations need shelter from exposure to the elements. This is when the Compassion Stations open; a network of churches, shelters and public facilities that provide a safe place to escape from the elements and receive water.

The RIO, along with Homeless Service Organizations, have been active participants in the 100K Homes Initiative. The community had participated in three 100K Homes hosted Boot Camps and has incorporated the 100 day goals strategy as a normal course of business to address systemic change and to move the needle in ending chronic homelessness on Southern Nevada.

Southern Nevada also received \$6,584,649 in Supportive Housing Program (SHP) funding through the FY 2013 Continuum of Care for homeless services.

5. Non-Federal Public and Private Resources

a. Progress in Obtaining "Other" Public & Private Resources

Two additional important resources for affordable housing development are the Low-Income Housing Tax Credits and the Industrial Development Revenue Bonds (a.k.a. Private Activity Bonds). The Private Activity Bonds can be used to produce a large number of units that are affordable to people at 60% of area median income. Projects also have set aside units for people at 50% or less of area median income. Clark County awarded \$27,667,536.87 to the State of Nevada Housing Division for its owner-occupied mortgage programs and \$20 million for future Affordable Rental Housing Projects.

Figure 9
Low Income Housing Tax Credit (LIHTC)
2013 Allocations Located in Clark County

Project Name	Location	Units
Centennial Park Apts	North Las Vegas	155
Winterwood II	Unincorporated CC	80
Mixed Income Senior II Apts	Unincorporated CC	57
Westcliff Pines 3	Las Vegas	40

Source: Nevada Housing Division

b. Leveraged Resources

The Urban County Consortium Programs annually leverage millions in other public and private funds. Each year, the HOME and State Low Income Housing Trust funds leverage millions in private monies through the Low Income Housing Tax Credit Program and Private Activity Bonds toward the construction of affordable housing in the community. The federal and state funds provide the necessary "gap financing" to complete these subsidized projects, and enable the developers to offer the facilities to those at lower levels of income.

The down payment assistance programs also provide grants in the range of \$1,000-\$14,999 to income eligible homebuyers. These monies are then leveraged many times over as the private sector provides mortgages for homes. Projects specifically completed in FY 2013 leveraged over \$28 million in private and public funds for an investment of only \$3.1 million in HOME/LIHTF funds, as outlined in Figure 10.

Figure 10
FY 2013 Leveraged HOME Funds

Project Name	HOME/ LIHTF	Leveraged Funds Source				Total
		LIHTC/Bonds/ 1602	Other Federal/ State Funds	Private Loans/FHLB	Developer Cash	
Santa Barbara I	\$1,500,000	\$13,982,817	\$0	\$1,797,060	\$100	\$15,779,977
Santa Barbara II	\$734,614	\$5,761,528	\$0	\$1,315,864	\$0	\$7,077,392
Cedar Mojave	\$477,958	\$0	\$1,672,600	\$0	\$0	\$1,672,600
Downpayment Assistance	\$430,518	\$0	\$0	\$3,540,011	\$0	\$3,540,011
Total	\$3,143,090	\$19,744,345	\$1,672,600	\$6,652,935	\$100.00	\$28,069,980

While there is no requirement for agencies to match CDBG funds, all agencies receive funding from a variety of other sources including other government grants, United Way, private dollars, materials and volunteer time worth many times the federal grant. Funds of \$7.5 million from federal, state and local sources were leveraged for CDBG funded public service programs as outlined in Figure 11.

Figure 11
FY 2013 CDBG Leverage

Project	Other Federal Funds	State/Local Funds	Private Funds	Agency Funds	In-Kind, Fees & Other	Total
Blind Center	\$15,510	\$4,174	\$0	\$6,691	\$0	\$26,375
Boys and Girls Club	\$0	\$0	\$30,000	\$43,213	\$0	\$73,213
Catholic Charities	\$31,687	\$75,000	\$0	\$55,447	\$0	\$162,134
Foundation for Positively Kids	\$915,000	\$195,000	\$151,000	\$34,000	\$95,000	\$1,390,000
HELP of SN Baby First	\$6,100	\$29,231	\$37,500	\$2,752	\$10,597	\$86,180
LV-CC Urban League Senior Home Repair	\$0	\$15,000	\$0	\$0	\$1,000	\$16,000
Lend-A-Hand	\$0	\$65,917	\$7,500	\$0	\$41,403	\$114,820
Rebuilding Together	\$302,891	\$0	\$319,823	\$0	\$9,955	\$632,669
The Shade Tree	\$106,260	\$249,964	\$577,146	\$217,825	\$213,528	\$1,364,723
Valley View Community Cares	\$0	\$0	\$0	\$0	\$6,600	\$6,600
Variety Early Learning Center	\$0	\$0	\$0	\$0	\$675,743	\$675,743
Women's Development Center	\$1,722,983	\$805,500	\$294,600	\$173,196	\$0	\$2,996,279
Total	\$3,100,431	\$1,424,786	\$1,417,569	\$533,124	\$1,052,826	\$7,528,736

Southern Nevada also received \$9,425,516 in Supportive Housing Program (SHP) funding through the FY 2013 Continuum of Care for homeless services.

c. Matching Requirements

HOME program match requirements are met many times over using the State of Nevada Low Income Housing Trust Fund. See Appendix F for a listing of HOME program match contributions. During the FY 2013 Program Year, the Clark County HOME Consortium expended \$5,849,768 in Federal and State HOME (excluding administration and CHDO operating) resulting in a match liability of \$877,465. See Figure 12 below for outline of match calculations for 2010 through 2013.

Figure 12
HOME Match Calculations

Year	Excess Match From Prior FY	Match Contributed During Current FY	Total Match Available for FY	Match Liability State and Federal	Excess Match Carried Over
2010	\$7,708,683	\$2,231,901	\$9,940,584	\$1,695,756	\$8,244,828
2011	\$8,244,828	\$1,916,145	\$10,160,973	\$683,664	\$9,477,309
2012	\$9,477,309	\$1,139,563	\$10,616,872	\$819,113	\$9,797,759
2013	\$9,797,759	\$426,828	\$10,224,587	\$877,465	\$9,347,122

The nonprofit grant recipient provides a 1:1 match of all Emergency Shelter Grant Program funds allocated by Clark County. Clark County met the matching funds requirements for the Emergency Shelter Grant Program by requiring the subrecipients to secure the match. The subrecipients identified supplemental matching funds of over \$10 million in other contributions.

Figure 13
FY 2013 ESG Match

Project	Other Non-ESG HUD Funds	Other Federal Funds	State Funds	County/Local Funds	Private Funds	Other	Fees	Total
Catholic Charities	\$62,441	\$0	\$0	\$75,000	\$155,539	\$153,359	\$43,646	\$489,985
Emergency Aid	\$21,318	\$33,100	\$0	\$0	\$27,000	\$52,000	\$0	\$133,418
Family Promise	\$25,500	\$0	\$0	\$10,000	\$60,000	\$200,000	\$0	\$295,500
HELP of S NV – Shannon West	\$0	\$451,476	\$0	\$424,800	\$219,861	\$2,290	\$0	\$1,098,427
HELP of S NV HP & RRH	\$808,668	\$455,442	\$250,101	\$45,224	\$134,662	\$47,480	\$0	\$1,741,577
HopeLink	\$0	\$0	\$0	\$0	\$42,581	\$7,500	\$0	\$50,081
Lutheran Social Services – HP & RRH	\$0	\$37,500	\$0	\$0	\$72,800	\$0	\$0	\$100,300
NV Community Associates –HP & RRH	\$0	\$0	\$0	\$0	\$12,500	\$121,813	\$0	\$134,313
NPHY	\$0	\$0	\$0	\$0	\$20,099	\$33,475	\$0	\$53,574
Safe House	\$59,800	\$126,090	\$213,928	\$0	\$53,500	\$50,000	\$0	\$503,318
Safe Nest	\$0	\$859,438	\$249,671	\$0	\$231,308	\$317,502	\$0	\$1,657,919
Salvation Army	\$16,200	\$190,725	\$0	\$317,341	\$85,000	\$554,724	\$465,000	\$1,628,990
The Shade Tree	\$41,000	\$109,289	\$143,638	\$180,502	\$391,584	\$1,012,083	\$3,184	\$1,881,280
Women's Dev. Center	\$46,200	\$184,406	\$0	\$0	\$0	\$12,637	\$0	\$243,243
Total	\$1,081,127	\$2,447,466	\$857,338	\$1,052,867	\$1,506,434	\$2,564,863	\$511,530	\$10,021,925

*HP = Homeless Prevention; RRH = Rapid Re-Housing.

Managing the Process

1. Actions Taken to Ensure Program Compliance

Actions taken during the last year to ensure compliance with program and comprehensive planning requirements include the following:

- Technical assistance workshops for the CDBG, ESG and HOME programs were held during the grant application process;
- CDBG, ESG and HOME program manuals were updated with the latest guidelines and regulations;
- Off-site and/or on-site monitoring was completed at least once in the last program year for each non-profit organization;
- Subrecipients and project sponsors that did not spend their grant funds in a timely manner had their grant funding reprogrammed for eligible activities;
- Many subrecipients and project sponsors received technical assistance on an individual basis from County staff.

Performance measures and outcomes were included for each project or program listed in the 2013 Action Plan.

Citizen Participation

1. Public Comments

This report was made available for public review and comment from September 5, 2014 through September 19, 2014. A copy of the Public Notices and Affidavits of Publication can be found in Appendix A. No comments received.

2. Grantee Performance

- a. Funding, Expenditures, Commitments
- b. Geographic Distribution

Funding & Expenditures

As shown in Figure 14, Clark County expended almost \$13 million in current and prior year program funds.

Figure 14
FY 2013 Funding and Expenditures Summary*

Funding Source	Grantee	Funds Awarded	Funds Expended*
Community Development Block Grant	Clark County CDBG Consortium (Includes North Las Vegas, Boulder City & Mesquite, & prior year funds)	\$10,344,409	\$5,254,749
Emergency Solutions Grant	Clark County and North Las Vegas	\$545,402	\$577,139
Federal HOME	Clark County HOME Consortium (Includes North Las Vegas, program income, prior year funds)	\$4,902,319	\$5,176,710
	Subtotal of Federal Funds	\$15,792,130	\$11,008,598
State HOME	Clark County HOME Consortium (includes prior year funds, program income)	\$1,471,691	\$879,643
Low-Income Housing Trust Fund	Clark County HOME Consortium (includes prior year funds, program income)	\$2,062,347	\$955,704
	Subtotal of State Funds	\$3,534,038	\$1,835,347
	GRAND TOTAL	\$19,326,168	\$12,843,945

*When the amount expended exceeds the amount allocated, funds remaining from prior allocations were also spent in Fiscal Year 2013.

The specific breakdown of HOME/LIHTF expenditures by funding sources is shown below and includes program income. Altogether, the HOME Consortium spent just over \$7 million in HOME Investments Partnership (HOME), State HOME, and Low Income Housing Trust Fund (LIHTF) monies.

Figure 15
FY 2013 HOME/LIHTF Expenditures by Funding Source

Source	Clark County	North Las Vegas	Total
Federal HOME	\$4,546,089	\$250,962	\$4,797,051
State HOME	\$872,493	\$0	\$872,493
LIHTF	\$836,655	\$119,049	\$955,704
Federal Program Income	\$318,209	\$61,450	\$379,659
State Program Income	\$7,150	\$0	\$7,150
LIHTF Program Income	\$0	\$0	\$0
Subtotal	\$6,580,597	\$431,461	\$7,012,057

No ESG program income was obtained in FY 2013. Clark County allows agencies to retain any rents received to support their operating costs.

Commitment of Funds

Commitment of HOME funds must take place within two years of the grant being received. Clark County was required to commit \$77,266,257 by 2013 and has actually committed \$78,765,391 of its total HOME allocation. It is required that Clark County HOME Consortium set-aside 15% of its total allocations within two years of receipt as Community Housing Development Organization (CHDO) reserves. Currently, Clark County has reserved a cumulative total of \$17,355,567 or 23% of HOME funds for CHDOs for all years. The HOME program also requires that funds must be completely expended within five years of receipt. This means that the Clark County HOME Consortium must have expended all funds from FY 1992 through 2008. Clark County has expended all funds up to FY 2009. The HOME Deadline Compliance Status Report in Appendix D provides the information described above.

The FY 2013 Emergency Solutions Grant funds are 100% committed and 62.01% expended. Clark County has committed 100% of the FY 2013 CDBG funds allocated to outside agencies with a contract and/or a purchase order.

Geographic Location of Activities

Clark County used HOME and CDBG funds to provide affordable housing, meet community development needs and address homelessness throughout all areas of Clark County. See Figure 16 and 17 for specific locations of activities.

Figure 16

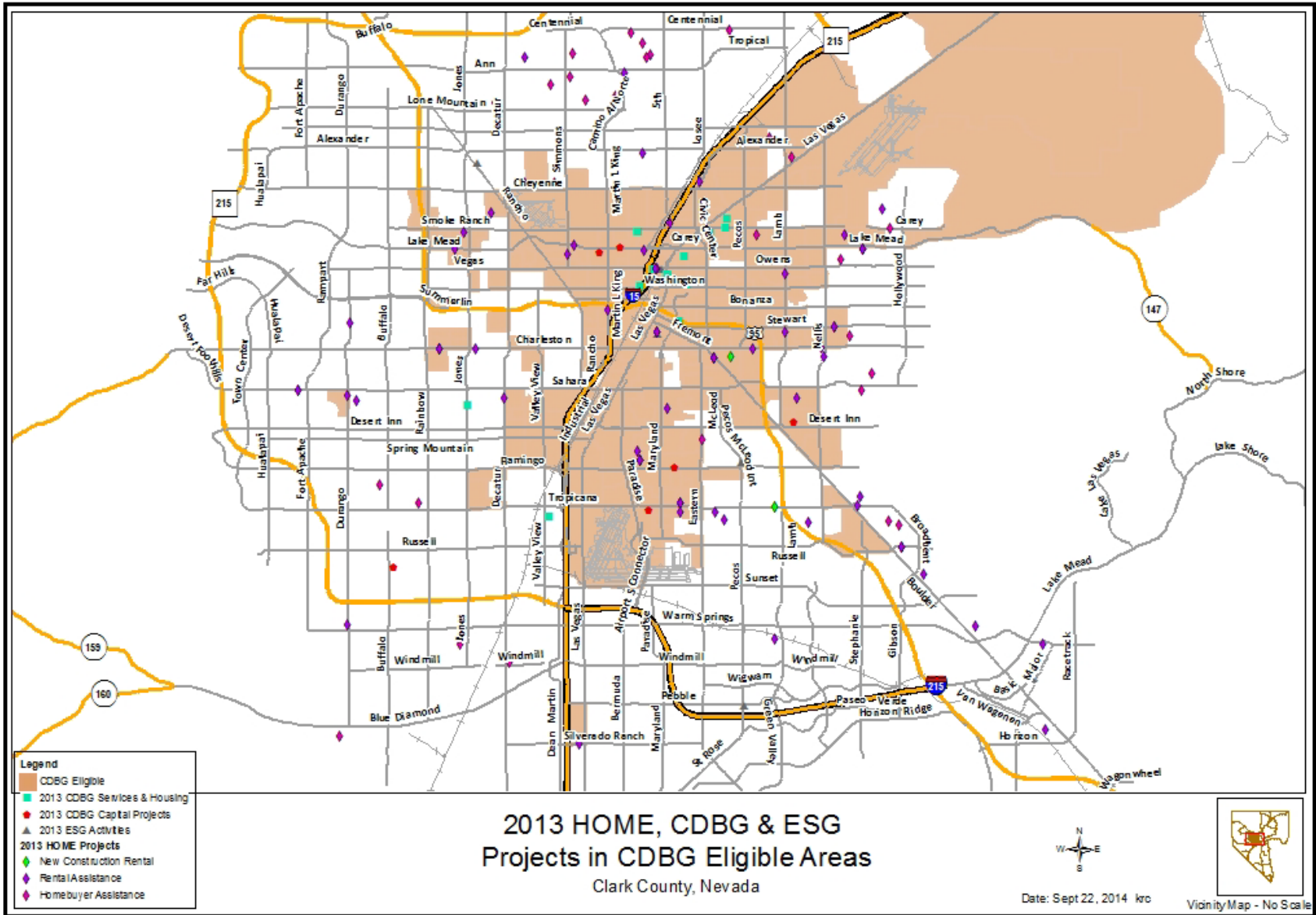
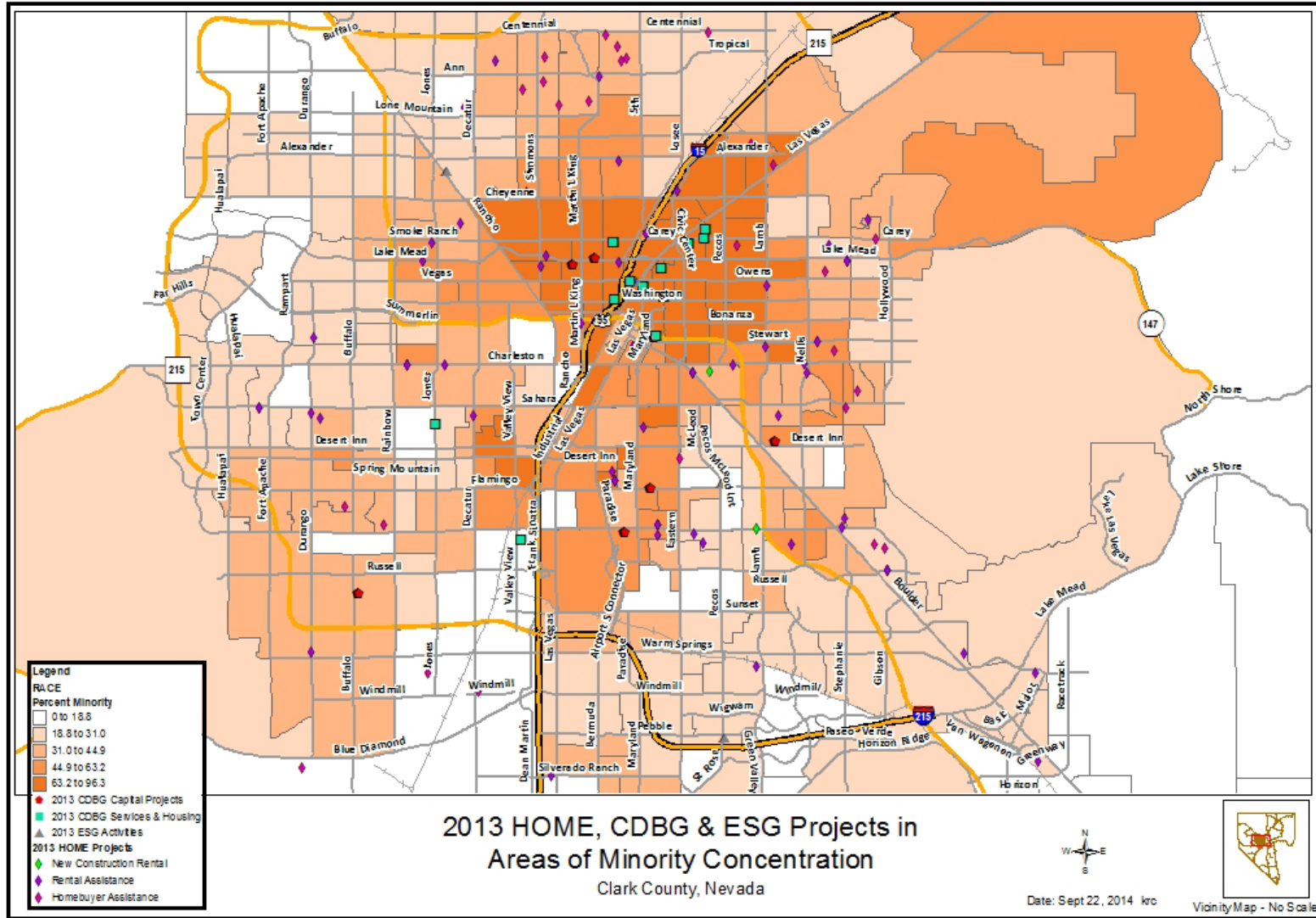


Figure 17



Institutional Structure

1. Actions Taken to Overcome Gaps

As the major recipients of federal resources in the Clark County HCP Consortium, it is important for Clark County, Las Vegas, North Las Vegas, Boulder City and Mesquite to share information on programming issues and joint projects frequently. Staff members in Clark County, Las Vegas and North Las Vegas regularly coordinate the timetables for the issuance of program applications. The CDBG Consortium members also meet on a regular basis to discuss policy and implementation issues. Clark County, Las Vegas, North Las Vegas, Henderson, Office of Regional Initiatives and HUD Representatives continued to meet on a bi-monthly basis to discuss issues related to various joint funded projects and HUD programs. The County HOME Consortium was renewed in 2013 for the years 2012-2014 and includes Clark County and North Las Vegas.

Southern Nevada Strong is a collaborative regional planning effort, funded by a \$3.5 million dollar grant from the US Department of Housing and Urban Development (HUD). It provides the resources to conduct in-depth research and community engagement efforts to look at issues facing our community and propose collaborative solutions. All jurisdictions have several staff participating and helping to identify gaps in services with the ultimate goal to fill those gaps using federal, state and local funds. Clark County has participated with several working groups from SNVStrong including the Housing Task Group and the Regional Analysis of Impediments Task Group. As this project winds down, Clark County CRM will continue to participate in implementation of recommendations to address gaps.

The Southern Nevada Regional Planning Coalition (SNRPC) is charged with planning for the future needs of the region, including housing. Each jurisdiction within Clark County is taking part in this effort, as are the staffs of most of the departments and divisions administering federal funding.

Southern Nevada jurisdictions continued to address gaps in institutional structure in serving the homeless. Continuing with the regional approach to end homelessness “Help Hope Home,” the SNRPC Committee on Homelessness (CoH) has been evolving steadily and leading the charge to move the Homeless to Homes. With a housing first approach, the CoH and its administrative office, led by the Regional Initiatives Coordinator have worked tirelessly on continuing this progressive direction.

Monitoring

1. Monitoring Guidelines and Frequency

HOME

HOME/LIHTF guidelines require that Clark County conduct periodic monitoring to ensure compliance with all applicable regulations pertaining to all federal and state grant funds. Clark County monitored the City of North Las Vegas on-site and conducted desk monitoring on the Southern Nevada Regional Housing Authority (SNRHA) TBRA Program, Silver State Housing Santa Barbara Palms I and II Senior Apartments, Retirement Housing Foundation Acapella Senior Apartments and many older properties.

ESG

Clark County ESG staff performed financial desk audits throughout the year with every request for payment from ESG subrecipients, including reviewing information for accuracy and compliance.

CDBG

The CDBG program monitors its capital projects through the Real Property Management Division, which provides construction oversight coordination and job supervision. Community Resources Management conducts a risk assessment of newly funded non-profits, which is completed to determine whether the organization will require additional technical support. Capital projects are consistently monitored throughout construction.

A typical monitoring begins with a discussion with a representative of the organization about their activities and their clientele as a way to begin understanding what types of information the monitors will need to review. Both the technical as well as financial aspects of each subrecipient are reviewed. The technical aspects consist of reviewing client files for thoroughness of content, i.e., application for assistance, eligibility, income, backup documentation, etc. In addition, the files are reviewed to ensure there is no conflict of interest and all necessary documents are contained in the file. Where subrecipients have received construction funding, files are checked to ensure that labor standards are being followed, such as Davis Bacon, Contractor Work Hours & Safety Standards Act (CWHSSA), Copeland Act and Fair Labor Standards. Overall, the monitors are looking for completeness and that all necessary documents are contained in the files.

The financial aspect reviews the overall accounting system. Concentration is on internal controls, accounting records, source documents, budget control, allowable costs, financial reporting and audits. This financial review is intense as the monitors look at the organization as a whole, not just Clark County's piece of it. The non-profit's accountant is requested to be present at the time of the monitoring visit.

When these reviews are completed, there is another meeting with the Subrecipient is conducted to discuss issues that may have been uncovered. At that time, recommendations may be made that will assist the non-profit either with their files or with record keeping. The monitors then inform them that any follow-up will be in writing and a letter is sent to each subrecipient outlining the monitoring visit and any recommendations made.

CRM also performs financial desk audits throughout the year on every request for payment, including reviewing the information for accuracy and compliance. Further, staff and the 36-member Community Development Advisory Committee (CDAC) visit most of the non-profit subrecipients during annual bus tours to each site or through a photo presentation for new affordable housing grant requests.

2. Monitoring Results and Improvements

HOME

The County monitored the City of North Las Vegas HOME Program. A major concern is the accumulation of HOME funds with no concrete plans to commit and spend the funds in the required time frame. Clark County is working with North Las Vegas to rectify this situation.

ESG

Desk audits were conducted throughout FY 2013 on ESG projects. No major areas of concern were found.

CDBG

As no Clark County Public Service funds were awarded in FY 2013, only desk monitoring of existing projects was completed. Capital projects are consistently monitored throughout construction. In August 2014, the North Las Vegas CDBG Programmatic and Financial records were reviewed by Clark County with no major issues identified. Clark County also monitored the City of Boulder City's CDBG program in August 2014 for FY 2013 to determine whether the subrecipient has implemented and administered CDBG-funded activities according to Federal requirements. There were no major changes recommended.

The City of North Las Vegas monitored its public service funded programs with the following results 2013/2014:

Boys and Girls Club of Southern Nevada: No issues

Blind Center of Nevada: Several client files were missing appropriate documentation to verify clients reside in North Las Vegas. Recommended simplifying client file system. Reimbursement requests and monthly reports were not timely. Recommended creating a reasonable spend down plan and drawing money down according to the planned rate of expenditure.

Catholic Charities of Southern Nevada: Several client files were missing appropriate documentation to verify client eligibility. Recommended simplifying client file system. City staff was unable to review the organizations current finance policies, at the time of the monitoring visit. Once Catholic Charities of Southern Nevada has restructured its fiscal policies, the organization will forward those revised policies, along with the existing governing fiscal policies, to the CDBG accounting staff at the City.

HELP of Southern Nevada: No issues

Rebuilding Together: No issues

Variety Early Learning Center: Several client files were missing appropriate documentation to verify client eligibility. Recommended simplifying client file system. City staff was unable to review all of the organizations current management policies, at the time of the monitoring visit. Updated management policies will be forwarded to City staff once completed.

Little Lucy's Child Care Inc. DBA Valley View community Cares: Several client files were missing appropriate documentation to verify clients are eligible for the program. Client files should clearly indicate that clients are eligible for the program--at the time of intake. A Monitoring Checklist was sent to VVCC at the beginning of the fiscal year and again two weeks prior to the scheduled monitoring visit. At the time of the visit, many of the items listed on the Monitoring Checklist were not available for review. Recommended preparing the Monitoring Checklist items and having them audit ready prior to monitoring.

Based on the conversation with program staff the summer program lasted three months, therefore, we can only reimburse for a percentage of the three months of rent spent implementing the program. There was also a conflict of interest found that had not been disclosed. Before VVCC signs the contractual agreement have the Board of Directors and staff read over the contract in order to gain a full understanding of the responsibility and requirements of the Agreement.

Reimbursement requests were submitted for ineligible expenses. Recommended that all submitted reimbursement requests are for approved expenses as outlined in the signed agreement. Request budget adjustments early in the fiscal year as needed.

3. Self Evaluation

a. Program Effect in Solving Neighborhood and Community Problems

The variety of activities and facilities that are undertaken using HOME, CDBG and ESG funds have a direct and positive impact on solving community problems. For example, the recently completed CDBG funded Parkdale Recreation Center provides space in a low-income community for recreation and cultural enrichment. ESG funds were directed to the operation of local homeless shelters, preventing homelessness and rapidly re-housing homeless households.

The HOME/LIHTF program continues to produce affordable housing units, rental and owner, as well as providing rehabilitation to existing properties. The rehabilitation activities help improve the community appearance, which can result in a domino effect – other homeowners and apartment owners may undertake property improvements when they see others improving their properties. The production of new owner units helps families build equity for the future and provides for a more stable community fabric as homeownership often engenders a sense of community ownership. New rental units ensure that lower income households have more disposable income, which then supports community businesses and can be used for self-improvement.

b. Progress in Meeting Priority Needs, Specific Objectives and Community's Vision

Progress is being made in meeting all priority needs and specific objectives as illustrated in Appendix E.

c. Progress in Providing Decent Housing, a Suitable Living Environment and Expanded Economic Opportunity

During the 2013 Program Year, 154 units of affordable housing were completed including 123 units of newly constructed rental housing and 31 first time homebuyers. An additional 73 households were assisted with rental assistance. Eighty-nine (89) owner occupied housing units received minor rehabilitation using CDBG funding.

Clark County, North Las Vegas and Boulder City used Emergency Shelter Grant (ESG) funds and Community Development Block Grant (CDBG) Public Service funds to assist 9,024 homeless persons with services during the 2013 Program Year.

Work is nearing completion on the Clark County FY 2010-2014 CDBG Capital Improvement Plan with construction completed on the Parkdale Community Center and the Foundation for an Independent Tomorrow. All remaining projects are either in pre-development or out to bid with construction scheduled for fall 2014 and winter 2015.

The County CDBG Consortium also provided funds to various non-profit groups that provide public services, such as respite services and services for the disabled. According to the FY 2013 beneficiary reports, Clark County CDBG non-homeless Consortium funds assisted 1,042 unduplicated people and households during the reporting period.

d. Activities Behind Schedule

Activity #2673 (2007) – North Valley Lots Purchase – The lots were going to be developed as affordable housing by Habitat for Humanity with conveyance of the 6 lots at Carey and West approved in 2006. Since that time, it has been determined that the site is not appropriate for single family housing. North Las

Vegas solicited Searchlight Health Clinics through an RFP process to develop a community health clinic on the site to serve this low-income area. The property will be conveyed to Searchlight in October 2014. Design is complete and Searchlight is working on securing their financing.

e. Impact on Identified Needs

The activities and strategies had a tremendous impact on needs as is illustrated in the HUD Consolidated Plan Needs Tables, which have been updated with actual accomplishment information. See Appendix E.

f. Indicators That Best Describe Results

The indicators that best describe the results are noted in Appendix E.

g. Barriers to Goal Accomplishment

Economic conditions in Southern Nevada are improving but social service programs continue to experience increased demand but decreased funding from all sources. In addition, local governments' budgets have been severely impacted, resulting in reduced funding for all services and reductions in staff.

h. Identify Whether Major Goals Are on Target

Major goals are on target.

i. Adjustments or Improvements to Strategies and Activities

No major adjustments to strategies or activities are needed at this time.

Lead-based Paint

1. Actions Taken to Reduce Lead-Based Paint Hazards

Factors that may increase lead exposure among children elsewhere in the United States do not exist with high frequency in Nevada. The U.S. Center for Disease Control (CDC) asserts that children living in houses built before 1978 have a greater risk of exposure to lead-based paint; however, most buildings in Nevada were built after 1978. Approximately 62% of the housing built in Las Vegas has occurred from 1980 to the present. However, in an effort to implement the Lead Based Paint Regulations, the County and its consortium partners have undertaken the activities described below.

SNHD screenings using the LeadCare II blood lead analyzer continued in FY 2013. In most cases housing components were not found to be the cause of the child's lead exposure. A common source of lead identified in the homes was ceramic dishes and pots that were used for cooking or serving food. These various pieces of ceramic ware may or may not be the main cause of the EBLLs for those cases. Additional leaded items found in these homes included plastic toys, keys, tile, necklace charms, backpacks, ceramic sink, leaded dust, suitcase, and jewelry, high risk hobbies of automotive repair and artistic paint and mixing.

When Clark County School District is required to abate or remediate actual lead hazards they are required to conduct and pass clearance tests before those areas of the school are put back into use. Interim controls are permitted as a solution to some of the hazards SNHD has discovered. However routine monitoring of those areas are a part of their compliance plan. All abatement or remediation work is to take place when children are not present, this may include but is not limited to school holidays, scheduled breaks, staff

development days, weekends, and nights.

HOUSING

Housing Needs

*Please also refer to the Housing Needs Table in the Appendix.

1. Actions to Foster and Maintain Affordable Housing

Within the Clark County HOME Consortium, public sector and non-profit groups have worked to increase the supply of affordable rental and owner occupied housing in Clark County. The Consortium has been able to assist 73 low-income renter households with incomes at 30% or below of median income through Tenant Based Rental Assistance (TBRA) programs.

In FY 2013, Clark County CRM completed three new construction developments serving very low-income people with disabilities and low-income seniors. Accessible Space Inc. completed the Cedar Mojave Supportive Apartments, a 10- unit development that received a HUD Section 811 grant for construction and rental assistance allowing ASI to assist very-low income disabled households to live independently. Silver State Housing completed the 71-unit Santa Barbara I Senior Apartments and the 42-unit Santa Barbara II Senior Apartments in the unincorporated town of Paradise.

Low-income homeowners were provided assistance through Rebuilding Together with Christmas in April (RTCIA) Minor Rehabilitation Program. RTCIA assisted 25 households in FY 2013. North Las Vegas also funded Las Vegas-Clark County Urban League's Senior Home Rehab program which assisted 35 households. North Las Vegas provided Emergency Grant Repair funds to 6 households to assist with emergency repairs.

Clark County provided \$27.6 million in 2013 Private Activity Bond Cap for the State of Nevada Housing Division (NHD) to provide low-interest mortgages. The Single Family Mortgage Program provided hundreds of loans in 2013. An additional \$20 million in Bond Cap was awarded to the State of Nevada Housing Division for future affordable rental housing projects in unincorporated Clark County. North Las Vegas and Clark County work with Neighborhood Housing Services of Southern Nevada, Nevada Partners and Financial Guidance Center to provide downpayment assistance to qualifying low- and moderate-income households. In FY 2013, 31 households received downpayment assistance to become homeowners.

Clark County expended HOME/LIHTF funds on many new construction rental developments in FY 2013. Silver State Housing completed construction on Santa Barbara I & II Senior Apartments providing a total of 113 affordable senior housing units. Clark County also assisted several LIHTC developments including Community Development Programs Center of Nevada's Mixed Income Senior Apartments, Phase I & II and CLSN's Winterwood II Senior Apartments. Clark County also funded ASI's Bonnie Lane Senior Apartments which is currently under construction. Several additional HOME/LIHTF projects are in development including the ASI Agate Avenue Apartments, Nevada HAND Westcliff Pines II, and ASI's Casa Oliva, a fully-accessible 9-unit development for people with disabilities.

Specific Housing Objectives

1. Progress in Meeting Affordable Housing Objectives

The Clark County HOME Consortium expended \$7 million in HOME/LIHTF funds to non-profit organizations, which completed construction on 123 units of rental housing, assisted with 31 first time homebuyers and assisted 73 households with long-term rental assistance.

HOME/LIHTF funds served a total of 154 households, comprising 123 renter households and 31 owner households. Of the rental units, 15 were considered market rate so no income data was available but these units were actually rented to low- and moderate income households at the rental rates enjoyed by the affordable rental unit tenants. No units were vacant. The majority of households assisted, 173 or 76%, had incomes at 50% of area median income or below. Figure 18 summarizes program beneficiaries under the HOME program for FY 2013. It should be noted that Figure 18 does not equal the number of completed housing units reported in the CAPER because beneficiary data for CDBG-only funded housing beneficiaries are reported in the CDBG Grantee Performance Report (89 units).

Figure 18
FY 2013 HOME Consortium
Program Beneficiaries

Category	Beneficiaries	Priority Need
Renters		
0-30% of MFI	97	H
31-50% of MFI	63	H
51-60% of MFI	11	M
61-80% of MFI	0	M
Market Rate	15	
Total	186	
Owners		
0-30% of MFI	0	L
31-50% of MFI	3	M
51-60% of MFI	6	H
61-80% of MFI	22	H
Total	31	
Special Needs		
Non-Homeless Special Needs	10	H
Vacant	0	
Total	10	
TOTAL HOUSING	227	
Total 215 Housing	227	

Racial/Ethnic Breakdown	Renter	Owner	Total Race	Hispanic
White	106	9	115	11
Black/African American	64	9	73	1
Asian	8	3	11	1
American Indian/Alaska Native	1	0	1	0
Native Hawaiian/Other Pacific Is.	1	1	2	0
Native & White	0	0	0	0
Asian & White	0	0	0	0

Racial/Ethnic Breakdown	Renter	Owner	Total Race	Hispanic
Black/African American & White	0	0	0	0
American Indian /Alaska Native & Black/African American	0	0	0	0
Other Multi Racial	16	9	25	21
Vacant	0	0	0	0
Total	196	31	227	34

Affordable Housing Accomplishments for FY 2010 through FY 2015

Clark County, Las Vegas, and North Las Vegas were able to complete 261 units of affordable housing in FY 2013 using federal, state and local funds. An additional 73 households were assisted with TBRA.

Figure 19
 FY 2010–2014 Consolidated Plan Housing Accomplishments
 Clark County CDBG and HOME Consortiums

Program/Project Type	Units Assisted/Completed During Reporting Period					2010-2014		
	FY2010	FY2011	FY2013	FY2013	FY2014	Total Units	Five-Year Goals	% of Goal
First Time Homebuyers	62	19	35	31		147	250	58%
Acquisition/Rehab/Resale	4	2	0	0		6	40	15%
Single Family Rehabilitation (minor & emergency)	28	76	38	89		231	40	500%
Single Family New Construction	4	3	5	7		19	20	95%
Tenant Based Rental Assistance	184	88	102	73		447	500	89%
Rental Acquisition and/or Rehab	0	47	0	11		47	40	117%
Multi-Family New Construction	892	314	441	123		1,770	2,074	85%
TOTAL	1,174	549	621	334		2,660	2,964	

2. Progress in Meeting Section 215

All of the projects completed using HOME and LIHTF funds meet the Section 215 definition of affordable housing for both rental and owner households. The comparison of proposed goals to actual accomplishments is illustrated in Appendix E – Housing Needs Table.

3. Efforts to Address “Worst-Case” Housing Needs and Housing Needs of Persons with Disabilities

Clark County and Las Vegas both provided TBRA to primarily extremely low-income households, which generally have worst-case housing needs. The Southern Nevada Regional Housing Authority assisted 73 households with TBRA in FY 2013 through referrals from HELP of Southern Nevada, Southern Nevada Adult Mental Health Services, Mojave Adult, Child and Family Services, Aid for AIDS of Nevada, Safe House and Lutheran Social Services. All of these households were homeless, many with a severely

mentally ill member. SNRHA recently signed a Memorandum of Understanding with the Veterans Administration as a new referral agency.

ASI develops and constructs projects that provide housing for the disabled, in particular, for those with severe brain injuries. These projects address the “worst-case” housing needs in the community as the majority of the disabled people who move into these units were paying over 50% of their income towards housing whereas at ASI’s developments they pay only 30% of their income. ASI completed the Cedar Mojave Apartments for disabled people and is working on the development of the Bonnie Lane Apartments for seniors, Russell Senior Apartments (now Tempo) and the Agate Senior Apartments.

Clark County is also working with HELP of Southern Nevada to create housing and shelter for homeless youth that currently reside in a facility not conducive to their becoming self-sufficient.

Public Housing Strategy

1. Improve Public Housing and Resident Initiatives

Southern Nevada Regional Housing Authority

The Southern Nevada Regional Housing Authority (SNRHA) continues to utilize its Capital Fund Program (CFP) for the required capital improvements. During the last and current fiscal years the SNRHA modernized thirty (30) units at the Hampton Court property. The SNRHA, through CFP Funds, is upgrading the flat roofs, HVAC units, windows and landscape at Vera Johnson Manor A. SNRHA is also upgrading the exterior lighting and painting at Hampton Court, and the landscaping at Espinoza Terrace.

Under the innovative Rental Assistance Demonstration (RAD) Program HUD is allowing housing authorities to convert public housing into subsidized housing with a project-based rental assistance contract. The rental assistance contract—15 years with an option to renew for another 15 years under the Project-Based Voucher approach—will allow SNRHA to borrow funds to cover a portion of the redevelopment effort. The RAD contract rent will be the lesser of 110% of Fair Market Rent less Utility Allowance or \$717 per unit per month.

In December 2012, under this new innovative program, SNRHA submitted a RAD application and on January, 2013 HUD approved the Conversion of Al Landsman Gardens under the RAD Program. The financing of the project closed December 2013 and Landsman Gardens is the first FHA-financed, HUD Rental Assistance Demonstration (RAD) project to close in the United States. The SNRHA has begun this project and expects to reintroduce the units in late 2014.

Additionally, on December 13, 2013 the SNRHA submitted an application for the conversion of Vera Johnson Manor B, 112 family public housing units, under the RAD program; anticipating a Conditional Housing Assistance Payment (CHAP) agreement issuance by January 2015. As of August 2014 the CHAP agreement has not been issued for the Project; furthermore as of August 2014, Congress has not lifted the unit cap of 60,000 units under the RAD Program. Due to the overwhelming response from Public Housing Agencies (PHAs) across the Country, the unit cap was reached in one (1) year where five (5) years were anticipated. In April 2014 the City of Las Vegas awarded \$1 million in HOME Funds to Vera Johnson Manor B and in July 2014 the Nevada Housing Division issued a 2014 Reservation Letter for \$1 million annually in 9% Low Income Housing Tax Credits (LIHTC) for Vera Johnson Manor B. In an effort to preserve the HOME Funds and Tax Credit Allocations, the SNRHA is proceeding with a Mixed Finance Proposal as an Interim Plan for closing.

Choice Neighborhoods Initiative (CNI) is a new HUD initiative that focuses on the comprehensive transformation of distressed housing, residents and the surrounding neighborhood. CNI is focused on three core goals: Housing, People and Neighborhood. CNI ensures that current public and assisted housing residents will be able to benefit from this transformation, by preserving affordable housing or providing residents with the choice to move to affordable and accessible housing in another existing neighborhood of opportunity.

In August 2014, under this new initiative the SNRHA, as the co-applicant, and City of North Las Vegas, as the lead applicant, submitted a CNI Planning grant application for the neighborhood of Rose Gardens. This planning grant will assist with the development of a comprehensive neighborhood revitalization strategy or “Transformation Plan” that will be the foundation for the implementation of this project. The CNI planning application is one of the fifty submitted by the deadline. Award of the grant is anticipated on/or before January 2015.

The SNRHA future capital improvements plans are as follows:

- SNRHA will continue exploring and implementing various models of mixed-financing with innovative partnerships to assist with the re-development and/or modernization of public housing developments. Options will include but not be limited to HOPE VI, Choice Neighborhood Initiatives (CNI), Rental Assistance Demonstration (RAD) Program, Capital Fund Financing (CFFP), Low Income Housing Tax Credits (LIHTC), various bonds types and other leveraging options as identified in HUD’s Transforming Public Housing plan.
- SNRHA will explore opportunities of various types of bond issuance.
- The SNRHA will continue exploring Choice Neighborhoods Initiative (CNI) planning and implementation grants to address some of the redevelopment needs of the neighborhood of Sherman Gardens, Sherman Gardens Annex and Villa Capri, and other public housing sites.
- The SNRHA is planning submit in upcoming years a tax credit application to develop Phase II of Bennett Plaza and may utilize Replacement Housing Factor (RHF) Funds, adding 35 additional public housing units. The SNRHA may self-develop or partner with a developer for this project.
- The SNRHA is also considering through a Request for Proposal (RFP) process, to seek rental property owners and/or developers who are interested in attaching Housing Choice Voucher Project-Based Voucher Program for HUD-Veterans Affairs Supporting Services (VASH) to aid extremely low- to very low-income homeless veterans through the attachment of rental subsidies to single family homes or multi-family housing projects.

Family Self-Sufficiency (FSS) coordinators provided case management to participants of the Housing Choice Voucher Program and Public Housing Program. Coordinators work closely with various community partners and service providers to secure services to help FSS participants reach economic independence. Post-secondary education, vocational training, credit repair, budgeting preparation and homeownership opportunities are explored with each participant. The SNRHA works with the State Welfare Division and the Clark County Department of Social Services to help residents make the “Welfare to Work” transition and to further their self-sufficiency concepts.

The Supportive Services Department’s primary function is to inform seniors and families of the available community services and resources, and assist them with facilitating access to those services. The Department’s mission is to provide services that will enable seniors to age in place and remain

independent, and to promote self-sufficiency for families. These goals are continuously met by providing several onsite service providers, advocating for the residents, distributing resource information and making referrals as needed. SNRHA has a very vibrant Section 3 program. Section 3 helps foster local economic development, neighborhood economic improvement, and individual self-sufficiency. The Section 3 program requires that recipients of certain HUD financial assistance, to the greatest extent feasible, provide job training, employment, and contracting opportunities for low- or very-low income residents in connection with projects and activities in their neighborhoods. Through Section 3 employment, residents gain valuable job training and experience.

The Supportive Services Department has also received over \$1.8 million dollars in Adult and Youth Workforce Investment Act (WIA) funding to not only work with its residents, but also all low-income community members to help them become self-sufficient. This program funds vocational skills training, on-the-job training and supportive services necessary for individuals to obtain and maintain employment.

The SNRHA has formed a partnership with College of Southern Nevada to provide a program that will allow residents access to several high school, GED and college classes. Additional educational programs that are beneficial to our residents are provided by College of Southern Nevada, Clark County School District, Nevada Partners, Desert Rose Adult High School and University of Nevada Las Vegas.

The SNRHA receives an ongoing funding stream that assists working residents with their payment of security deposits. Additionally, the agency continues to utilize the free computers from the Broadband Technology Opportunities Program (BTOP) in collaboration with the Las Vegas-Clark County Urban League, to provide free public computer centers on-site at some of the housing developments; the labs are operated by residents.

The SNRHA has also received a Partnership Grant with Safe Nest that provides an on-site domestic violence advocate to assist residents with domestic violence intervention.

The Sherman Gardens and Marble Manor communities have the Safe Village Initiative project. This initiative represents a coalition of community partners that work closely to provide a comprehensive array of resources, as well as to reduce crime, enhance safety, and improve the quality of life in the community. The partners for this initiative include the Southern Nevada Regional Housing Authority, local criminal justice agencies, social service organizations, clergy, schools and residents. The intent of the Safe Village Initiative is to improve the outcomes for our communities by working collaboratively, using a broad community approach, to address the issues that challenge our community at large. Through the Safe Village Initiative, an environment is being created and fostered whereby every person is positively supported by their community, family, and peers; they are all part of the solution. A unique forum has developed which allows residents to have real access to the resources needed to be safe, healthy, productive and contributing members of the community.

The Casa Grande Transitional Center, of the Nevada Department of Corrections, is a strong partner of the SNRHA. Casa Grande is a dormitory-style facility built to house non-violent, non-sex crime inmates who are within 18 months away from their parole eligibility date. The main purpose of Casa Grande is to allow these residents the opportunity to seek work and secure permanent housing prior to reintegrating into society. Since its inception, Casa Grande has expanded its programs to include parolees, probation violators, and ex-offenders. Each week, Casa Grande sends between 10-20 of their residents to volunteer on various SNRHA properties to help with painting, landscaping, gardening, and other light projects that benefit the residents.

Each year, the SNRHA hosts a major Father's Day event the day before Father's Day. The event is held to celebrate fatherhood and recognize Dads in the community who are doing a great job with their

children, and to reconnect Dads and families. This free event is open to the public and designed to reach all Housing Authority families, including non-residents of SNRHA that have children that reside with the Housing Authority. There are free games, raffle prizes, jump houses for kids, face painting, haircuts, and a cookout. Community partners are on-hand to provide information on employment programs, family court mediation and child support, mental health and substance abuse resources, health and wellness services, vocational training, teen and children's programs, and more.

The Supportive Services Department also has a Program Specialist who meets regularly with SNRHA's Resident Councils Organizations to provide leadership, training and financial guidance to help them succeed in completing their objectives. It is the goal of SNRHA to increase the number of Resident Council Organizations at public housing developments located throughout the Southern Nevada region of Clark County.

SNRHA currently assists over 10,399 families under the Section 8 Housing Choice Voucher Program. These families reside in units owned by private owners throughout the Clark County area and receive rental assistance. The Authority continues to administer housing assistance payments under the Tenant Based Rental Assistance or TBRA Program supported by the County from the State of Nevada Low Income Housing Trust Fund. This Section 8 "Look-a-Like" Program is designed to provide housing assistance to homeless families and severely mentally ill homeless, to enable them to move to self-sufficiency. These applicants are referred from Southern Nevada Adult Mental Health Services, HELP of Southern Nevada and Lutheran Social Services with these agencies providing the case management to assist these families to meet employment and self-sufficiency goals. TBRA also provides assistance to Section 8 Wait List applicants. Through the VASH program, 639 participants will be assisted.

SNRHA currently assists over 10,550 families under the Section 8 Housing Choice Voucher Program. These families reside in units owned by private owners throughout the Clark County area and receive rental assistance. The Authority continues to administer housing assistance payments under the Tenant Based Rental Assistance or TBRA Program supported by the County and the City of North Las Vegas from the State of Nevada Low Income Housing Trust Fund. This Section 8 "Look-a-Like" Program is designed to provide housing assistance to homeless families and severely mentally ill homeless, to enable them to move to self-sufficiency. These applicants are referred from Southern Nevada Adult Mental Health Services, AID for AIDS of Nevada, HELP of Southern Nevada, Lutheran Social Services, Mojave Mental Health, Safe House and the Veteran Administration with these agencies providing the case management to assist these families to meet employment and self-sufficiency goals. Through the VASH program, 1,031 participants will be assisted.

Barriers to Affordable Housing

1. Actions to Eliminate Barriers to Affordable Housing

In 2013, Clark County subsidized the building permit fees and impact fees for Community Development Programs Center of Nevada (CDPCN) Mixed Income Senior Apartments and Accessible Space, Inc.'s Russell Senior Apartments using \$1,252,317 in HOME/LIHTF funds. Clark County also waives the fees for the rezoning of parcels that will be affordable housing upon completion.

Clark County has two programs that are available to developers of affordable housing. There is an expedited plans check process that affordable housing developers may apply for and that must be approved by the Community Resources Management Division. The developer must show that they are receiving funds from a source that limits the housing's end user to households below 80 percent of area median income. This program was not used in 2013 as the queue in Comprehensive Planning was not problematic.

Clark County also uses a “Red Flag” team to expedite the plans and permitting for its BLM Pilot Projects and other key developments. This team is comprised of internal development services professionals and external service providers who advise the selected developer from the inception of the project through occupancy. Many areas of expertise are represented including, but not limited to, the Department of Air Quality, Comprehensive Planning (zoning), Development Services (permitting and inspections), Finance, Fire, Public Works; as well as the Southern Nevada Health District, the Las Vegas valley Water District, NV Energy, Southwest Gas, the Regional Transportation Commissioner and the Water Reclamation District. Additional outside agencies such as the NV Department of Transportation and the Regional Flood Control District are invited to attend on an as-needed basis.

Each professional advises the selected developer and his/her design and construction team regarding review and approval processes, code requirements, federal and state requirements, historic data and other information to identify potential stumbling blocks early in the planning and design process and to provide adequate lead time for service providers. The selected developer is thus afforded the review and permitting without multiple and unwarranted reviews due to one-one interface and before-the-fact knowledge, thereby reducing the amount of time to review and complete the project. Clark County did not activate the Red Flag team in 2013 as it was not necessary.

Clark County awarded \$5.8 million in Private Activity Bonds to the ASI Agate Avenue Apartments Phase II which is currently in the financing phase. Another \$40,771,455 in bonds was awarded to the State of Nevada Housing Division for their Single Family Mortgage Program. These funds will assist hundreds of families to obtain affordable mortgages to purchase homes in Southern Nevada. In FY 2013, Clark County expended \$4.6 million on affordable housing projects using HOME/LIHTF and committed another \$7.4 million for future affordable housing development.

Density bonuses are available for senior and supportive housing through a special use permitting process. The maximum density allowed in an R-3 zone is 18 dwelling units per gross acre and in an R-4 zone is 25 dwelling units per gross acre. This increases to 22 dwelling units per gross acre and 32 dwelling units per gross acre respectively for senior and supportive housing developments. The density bonus will allow Accessible Space to provide 66 units of senior housing at their Bonnie Lane site as opposed to the 45 allowed by-right in their zoning category and 9 units of supportive housing on less than .4 acres at Casa Oliva. Coordinated Living also received a density bonus for its Winterwood II Senior Apartments development, which would be 61 units without the density bonus as opposed to its planned 80 units.

HOME/ American Dream Down Payment Initiative (ADDI)

1. Assessment of Relationship of HOME Funds to Goals and Objectives

a. Progress Made Toward Meeting Goals

The following section indicates the performance of funded programs toward the achievement of objectives and implementation of strategies to provide affordable housing during the program year. For additional information on the City of Las Vegas HOME projects, see that jurisdiction’s CAPER. All of the strategies in this section are either high or medium priority, as indicated in the original 2010-2014 Consolidated Plan.

HOME Consortium Housing Activities (HUD Table 2C, 1C-Special Needs & 3A)

Increase the Availability, Accessibility and Affordability of Decent Housing

Availability/Accessibility of Decent Housing (DH-1)

DH 1.1 Expand the supply of affordable rental housing through new construction with an emphasis on households at 50% of AMI and below

Activity	Source of Funds/Status	Expected Units	Actual Units
No new projects in 2013		0	0

DH 1.2 Preserve and expand the supply of affordable housing for people with special needs: Elderly, Frail Elderly, Developmentally Disabled, Severely Mentally Ill, Physically Disabled, HIV/AIDS, Public Housing Residents

Activity	Source of Funds/Status	Expected Units	Actual Units
Accessible Space, Inc. – Cedar Mojave	HOME/LIHTF/Completed	10	10
Silver State Housing – Santa Barbara Palms I Senior Apts	HOME/LIHTF/Completed	71	71
Silver State Housing – Santa Barbara Palms II Senior Apts	HOME/LIHTF/Completed	42	42
Accessible Space, Inc. – Agate Avenue Apartments, Phase 1	HOME/LIHTF/Under construction	205	n/a
Accessible Space, Inc. – Russell Senior Apartments	HOME/LIHTF/Under construction	100	n/a
CDPCN – Mixed Income Apartments	HOME/LIHTF/Under construction	45	n/a
CDPCN – Mixed Income Apartments, Phase II	HOME/LIHTF/Under construction	57	n/a
Coordinated Living of S. NV. Winterwood II Senior Apartments	HOME/LIHTF/Under construction	80	n/a
Nevada HAND – Westcliff Pines II Senior Apartments	HOME/LIHTF/Under construction	80	n/a
Accessible Space, Inc. – Casa Oliva	HOME/LIHTF/Under development	9	n/a
Accessible Space, Inc. – Agate Avenue Apartments, Phase II	HOME/LIHTF/Under development	128	n/a
Accessible Space, Inc. – Russell Senior Apartments, Phase II	HOME/LIHTF/Under development	75	n/a
Accessible Space, Inc – Bonnie Lane Senior Apartments	HOME/LIHTF/Under development	66	n/a
Nevada HAND – Flamingo Pines Senior Apartments	HOME/LIHTF/Under development	60	n/a

Affordability of Decent Housing (DH-2)

DH 2.1 Provide rental assistance that helps low income households obtain and retain housing

Activity	Source of Funds/Status	Expected Households	Actual Households
Southern Nevada Regional Housing Authority Tenant Based Rental Assistance Continuation	LIHTF/Total - Mojave Mental Health Aid for AIDS of NV Help of Southern NV Lutheran Social Services Safe House	50	73 – 42 1 14 10 6

DH 2.2 Provide homeownership opportunities for low- and moderate-income prospective homebuyers through new construction, acquisition /rehab/ resale and/or financial assistance (i.e. downpayment assistance, closing cost assistance, principal buy down)

Activity	Source of Funds/Status	Expected Units	Actual Units
North Las Vegas Downpayment Assistance (NLV)	HOME/Financial Guidance Center HOME/ Neighborhood Housing Services	12	0 15
Clark County Downpayment Assistance	HOME/Nevada Partners HOME/ Neighborhood Housing Services HOME/Financial Guidance Center	85	6 6 4
Habitat for Humanity New Home Construction at Colton & Brazil (NLV)	CDBG/Single family homes complete	6	6
Neighborhood Housing Services Acquisition/Rehab/Resale Program (NLV)		2	0
Habitat for Humanity New Home Construction at Bluff & Hart (NLV)	CDBG/Single family homes constructed. Final home sold.	1	1

Sustainability of Decent Housing (DH-3)

DH 3.1 Preserve and improve the existing stock of affordable housing through acquisition and/or rehabilitation of owner and renter occupied housing

Activity	Source of Funds/Status	Expected Units	Actual Units
Housing for Nevada Acquisition/Rehab/Resale	HOME/Three units acquired, rehabbed, closing on sales in Sept.	4	0
North Las Vegas Emergency Repair Grant (NLV)	CDBG/Assisted a total of 6 households in FY2013	6	6
Rebuilding Together (NLV)	CDBG/Funds used to assist elderly and disabled to make home repairs.	25	25
Las Vegas-Clark County Urban League	CDBG/Senior Home Repair	35	35

DH 3.2 Provide Energy efficiency improvements to homes

Activity	Source of Funds/Status	Expected Units	Actual Units
Southern Nevada Regional Housing Authority acquisition, rehab for rental program	NSP3/Assisting 35 families with rental homes, fully rehabbed and highly energy efficient	35	35
NSP Acquisition/Rehab/Resale Program	NSP3/HFN assisted 27 households	27	27

- 2. HOME Match Report HUD-40107-A**
- 3. HOME Program Income & Minority Owned Business and Women Owned Business Report – HUD 40107**

See Appendix F

4. Assessments

a. Results of On-Site Inspections of Rental Housing

Housing Quality Standards (HQS) inspections and property standards inspections in the 2013 HOME Program Year numbered 123 units and many other units where tenancy changed. All newly completed rental units for FY 2013 passed HQS inspection. Clark County requires that HQS inspections be submitted before the final drawdown of funds. Clark County HOME staff also performs financial desk audits throughout the year with every request for payment, including reviewing information for accuracy and compliance.

b. Affirmative Marketing

HOME subrecipients are required to outline an affirmative marketing plan in their application for funding. Currently, tenant rolls and client lists are scrutinized during desk audits and monitoring visits to ensure that the subrecipients are, in fact, successful in serving typically underserved populations. The Consortium has a comprehensive Affirmative Marketing Plan. The plan includes incorporating the Equal Housing Opportunity logo and slogan into program materials; requiring subrecipients to use affirmative fair housing marketing practices when soliciting renters or buyers; and requiring subrecipients to make a good faith effort to solicit eligible persons who are unlikely to apply for housing assistance. Desk audits continue to document that HOME projects are serving underserved populations.

In FY 2013, of the 196 renters for whom race/ethnicity data was collected, 33% were Black and 12% were Hispanic. Of the 31 homeowners assisted, 29% were Black, 10% were Asian and 11% were Hispanic. These percentages illustrate that the affirmative marketing actions being undertaken by Clark County's HOME subrecipients are effective.

c. Minority & Women Owned Businesses

Clark County HOME subrecipients completed 3 contracts for a total of \$2,712,572 in 2013 none of which were minority or women-owned businesses. However, the primary contractors subcontracted with many other companies, some of which were women-owned and minority-owned businesses. When HOME funds are awarded to a subrecipient, the contract includes the following language: "Subrecipient shall comply with the requirements of Executive Order 11625 which provides for the utilization of minority businesses in all federally assisted contracts to the greatest extent possible". The subrecipients must then report on their use of MBE/WBE's to Clark County upon completion of their project. The HOME program does not require contracts under \$10,000 to be monitored for the use of MBE/WBE's, which means there may be many additional minority and women businesses providing services of which we are not aware.

The County Purchasing Department staffs the Business Development Advisory Council (BDAC) was created by ordinance in 1987 and its mission is to assist the County to increase the number of minority, women, and small businesses doing business with the County. BDAC is comprised of members of

organizations representing small and minority and women owned businesses to help promote their participation in the county purchasing process.

Clark County has also created the Business Opportunity & Workforce Development (BOWD) program. Small business owners who sign up for the BOWD program receive professional guidance and support as they build capacity to compete for government contracts through a combination of classroom sessions, mentoring, coaching and County relationship-building activities. Participating companies also gain access to skilled and unskilled labor required to help them complete new work.

HOMELESS

Homeless Needs

*Please also refer to the Homeless Needs Table in the Appendix.

1. Actions to Address Homeless Needs and 2. Transitioning to Permanent Housing

According to the ESG & CDBG beneficiary reports submitted by non-profit organizations, the Clark County CDBG Consortium was able to assist 9,024 homeless persons in FY 2013. The information provided below also illustrates how the Clark County CDBG Consortium is meeting the homeless priorities outlined in the 2010-2014 Consolidated Plan.

The CoC Evaluation Working Group continues its responsibility for guiding the funding decisions around homelessness for all funding sources in Southern Nevada. This group is made up of representatives from each jurisdiction in the County as well as representatives from United Way, Metropolitan Police Department, the Clark County School District, Southern Nevada Mental Health, Veteran's Affairs, Department of Welfare and Supportive Services, domestic violence provider, Nevada Health Centers, the Nevada Homeless Alliance among other key stakeholders.

Active participation by local jurisdictions, government agencies, non-profits and business partners continued on the SNRPC Committee on Homelessness. Joint funding of the regional coordination efforts and programs continues through contributions to the regional budget by Boulder City, Henderson, Las Vegas, North Las Vegas and Clark County.

The Nevada Homeless Alliance along with the RIO have been facilitating monthly provider meetings to foster collaboration, information sharing, and communication. Faith-based organizations have been attending monthly provider meetings. A representative of the RIO attends monthly meetings of the City of Las Vegas' Mayor's Faith Initiative, specifically with the Homeless Services Working Group

The Mobile Crisis Intervention program has continued providing 24-hour street-based outreach with distribution of basic-needs goods to youth and adults. OUTREACH is a 7 agency multi-disciplinary partnership for street outreach to the service-resistant chronically homeless. HELP of Southern Nevada and the OUTREACH team provide outreach and intensive case management throughout the evening and weekend hours as well as traditional service hours. The OUTREACH Team includes the "Shine the Light" project that goes into the tunnels under Las Vegas twice a month.

The Nevada Homeless Alliance along with the RIO continues to sponsor Project Homeless Connect. Clark County OAG funds of \$25,500 were provided to support this project. The Southern Nevada Project

Homeless Connect took place November 19, 2013 connecting over 3,000 homeless people to services in the community. Over 100 booths offered social services, housing, medical assistance and treatment, vision assistance, veterans assistance, courts, lunch, giveaways and much more.

HMIS Implementation continues to be a mandate for reporting in provider contracts which has resulted in an improvement in data quality as well as a greater desire to share information and the use of HMIS as an eligibility tool to promote more appropriate referrals to community partners.

Training continued to encourage utilization of the developed protocols for homeless interventions among code enforcement, law enforcement, service providers, and faith-based outreach groups. The Mainstream Programs Basic Training (MPBT) series continues monthly for frontline caseworkers with an average attendance of 60.

The Southern Nevada Regional Planning Coalition's Committee on Homelessness is held monthly in a public forum and is televised quarterly live with re-runs throughout the month.

Regional funding for the Homeless Management Information System (HMIS) has been maintained and through the receipt of CoC funds has been able to expand. Mandatory HMIS utilization by providers is required as a condition of funding CDBG, ESG and OAG. HMIS usage has increased with the providers moving forward with using HMIS for shared eligibility criteria in order to facilitate appropriate referral within the CoC. All of the providers using HMIS have entered into a sharing agreement. Entering eligibility criteria for homeless and homeless prevention programs has become standard practice for those using HMIS. Basic Data elements entry is at 100% data quality for those using the system. There are only four (4) Homeless Service Housing Providers in Southern Nevada who are not using HMIS.

Las Vegas Metropolitan Police Department (LVMPD) Homeless Liaison and HELP Team provided resources and referrals to homeless persons during the last year. LVMPD directed homeless persons to services using alternative sentencing.

CCSD Title I HOPE continues to provide scholarships for graduating seniors to college or trade school. CCSD Title I HOPE supported K-12 access to public education to break the cycle of homelessness through identification and immediate enrollment of homeless students, expedited access to Pre-K and Special Education services, access to extracurricular activities, fee waivers for elective classes and more. The TITLE I HOPE director holds monthly service coordination meetings with the Homeless Service Providers serving families with children and unaccompanied youth to ensure that all children are connected to school and all relevant services as well as to ensure that children are placed in the most appropriate educational setting to meet their educational and emotional needs.

The CoH Evaluation Working Group actively works to maintain strategies for low income housing to report to the CoH, addressing actions to take. A representative from RIO attends and gives regular reports on the CoC activities at the regular Consortium meetings of all the jurisdictions that receive HUD federal funding.

Southern Nevada Adult Mental Health Services, Mojave Mental Health, HELP of Southern Nevada, Lutheran Social Services, Safe House, and The Shade Tree are using Clark County HOME TBRA vouchers for the homeless households with a particular focus on those with disabilities, including mental illness. WDC SAFAH-Link assisted disabled individuals and families exiting transitional housing programs and moving into permanent housing.

The RIO and Clark County Social Service continue to provide trainers for the Federal SOAR initiative to train case managers in more effective techniques of assisting clients in application to SSI/SSDI. The Las Vegas/Clark County CoC Coordinator is the State Lead for SOAR Implementation.

The youth providers continue to implement the mobile crisis intervention outreach for unaccompanied homeless youth. Nevada Partnership for Homeless Youth provides 24 hours/day street outreach and have the outreach van at area “at risk” high schools. HELP of Southern Nevada’s Shannon West Youth Center provides street outreach to homeless youth and goes to the high schools to assess school identified teens for assistance.

The Domestic Violence providers have developed an “Advocates Against Domestic Violence” workgroup that meets every other month to discuss the needs of those in or leaving a domestic violence situation to ensure wrap-around services to assist clients in moving toward self-sufficiency. The DV providers are also actively involved in the CoC.

Clark County Social Service continues to provide funding to local hospitals for indigent medical care. It also provides eligible indigent clients with a medical card to enable them to access medical treatment and prescriptions as needed.

HCP Consortium Homeless Activities (HUD Table 1C-Homeless & 3A)

Availability, Accessibility and Affordability of Housing, Public Services and Facilities for Homeless

**Availability/Accessibility of Decent Housing (DH-1)
Opening the Back Door out of Homelessness**

DH 1.3 Expand the availability of affordable permanent housing with supportive services for homeless and formerly homeless individuals and families

Activity	Source of Funds/Status	Planned Units/People	Actual Units/People
Southern Nevada Adult Mental Health Dual Success (co-occurring)	CoC-Supportive Housing Program	38	n/a
Southern Nevada Children First Women & Babies	CoC-Supportive Housing Program	6	n/a
US Vets Permanent Housing for Disabled Veterans	CoC-Supportive Housing Program	24	n/a

DH 1.4 Rapidly re-house people who become homeless by maintaining and expanding supply of emergency shelter and transitional housing

Activity	Status	Planned	Actual
Catholic Charities Resident Empowerment	ESG. Shelter & employment assistance	55	34
	OAG. Full time employment	114	114
Family Promise of Las Vegas	ESG & OAG. Emergency Shelter	58	95
HELP of So. NV – Shannon West Youth Center Housing	ESG & OAG. Transitional Housing	84	62
HopeLink Hotel/Motel Vouchers	ESG. Shelter for hard to place homeless	55	127
NV Partnership for Homeless Youth	ESG. Emergency Shelter for Youth	42	116
Safe House - Domestic Violence Shelter	ESG & OAG. Emergency Shelter	84	230

Safe Nest - Domestic Violence Shelter	ESG. Emergency Shelter	168	364
The Salvation Army	ESG. Emergency Shelter	105	771
The Shade Tree Shelter for Women and Children	ESG & NLV CDBG. Emergency Shelter	2,772	5,899
Women's Development Center	ESG & NLV CDBG & OAG. Transitional/Affordable Hsg	15	100
Freedom House Sober Living	OAG. Anchor Project	10	10
WestCare Nevada	OAG. Community Triage Center	3,300	3,300

**Affordability of Decent Housing (DH-2)
Closing the Front Door to Homelessness**

DH 2.3 Prevent homelessness whenever possible. Improve the availability of prevention programs and expand the types of prevention strategies.

Activity	Status	Planned	Actual
Emergency Aid of Boulder City - Homeless Prevention	CC ESG and BC CDBG. Homeless Prevention	100	73
HELP of Southern Nevada	ESG. Emergency Resource Services Homeless Prevention	100	46
Nevada Community Associates	ESG & OAG Project HOPE Homeless Prevention Program	50	9
Lutheran Social Services	ESG. Homeless Prevention	45	72

DH 2.4 Provide people at risk of homelessness with wraparound services to keep the client in safe, affordable housing and address health and wellness issues

Activity	Status	Planned	Actual
HELP of Southern Nevada	ESG. ERS Rapid Re-Housing	5	2
Lutheran Social Services	ESG. Rapid Re-Housing	4	0
Nevada Community Associates	ESG. Project EIGHT Rapid Re-Housing	10	20
St. Jude's Ranch New Crossings	OAG. Youth Permanent Housing	5	0

Availability/Accessibility of Suitable Living Environment (SL-1)

SL 1.1 Provide homeless individuals and families with services that will help them regain self-sufficiency including job training, GED assistance, health care, child care assistance, transportation assistance, etc.

Activity	Status	Planned	Actual
HELP of Southern Nevada	OAG. Emergency Resource Services	7,196	7,196
Salvation Army	OAG. Lied Kitchen & Dining	74,716	74,716
Catholic Charities	OAG. Lied Dining Room – Case Management Contact	73,460	73,460
Nevada Homeless Alliance	OAG. Project Homeless Connect	2,800	2,800
Nevada Partnership for Homeless Youth	OAG. William Fry Drop-In Center	241	241
Sojourn Foundation	OAG. Trafficked Youth Assessment	100	100

3. Other Federal Resources

Listed are the Continuum of Care projects that were funded in 2012 as the 2013 CoC contracts have not yet been approved for many of the agencies.

Figure 20
New Housing With Support Services for Homeless Individuals
2012* CoC

Applicant Name	Project Name	Program	Units/HH	Award Amount
New Genesis, Inc	H.O.P.E Project	PH	10 units	\$172,492
Clark County Social Service	Healthy Living	PH	30 units	\$606,880
WestCare	Homeless Coordinated Care Project	PH	36 units	\$189,409
Southern Nevada Adult Mental Health Services	HUD I Expansion – dual diagnosis	S+C	9 units	\$110,156
St. Jude’s Ranch for Children	New Crossings	PH	40 units	\$353,992
Nevada Community Associates	Project HOPE	PH	5 units	\$71,814
Southern NV Continuum of Care	Help Hope Home Planning Project	PLN	n/a	\$96,302
Total:				\$1,601,045

*Notes:

SHP = Supportive Housing Program PH = Permanent Housing S+C = Shelter Plus Care PLN = Planning Grant

Figure 21
Projects Renewed
2012 CoC

Applicant Name	Project Name	Program	Units/HH	Award Amount
Family Promise	Promises to Keep	PH	12 families	\$298,198
HELP of Southern NV	Shannon West Youth Ctr	TH	28 youth	\$210,282
HELP of Southern NV	Help Them HOME	PH	30 chronic	\$438,076
Nevada Partnership for Homeless Youth	Independent Living Program	TH	16 youth	\$226,210
Southern NV Children’s First	Moving Forward	PH	14 units	\$377,064
SNAMHS	Pathways	TH	42 people	\$438,139
SNAMHS	Shelter Plus Care for Mentally Ill	S+C	20 families, 139 people, 82 chronic	\$1,656,894
St. Vincent/HELP Apartments	Apartments	SSO	120 people	\$262,611
The Shade Tree	Homeless to Homes (HtH)	PH	83 people	\$85,207
US Vets	Veterans in Progress	TH	118 veterans	\$122,854
US Vets	Disabled Veterans	PH	10 veterans	\$120,781

Applicant Name	Project Name	Program	Units/HH	Award Amount
US Vets	CHAMPS	TH	10 veterans	\$167,645
WestCare	Safe Haven	SH	25 SMI	\$329,612
Women's Development Center	Transitional Housing Prog.	TH	15 units	\$128,474
Women's Development Center	SARAH-LINK	SSO	21 units	\$121,557
Total:				\$4,983,604

*Notes:

SHP = Supportive Housing Program

TH= Transitional Housing

S+C = Shelter Plus Care

TRA = Tenant Rental Assistance

PH = Permanent Housing

SSO = Supportive Services Only

Specific Homeless Prevention Elements

1. Actions to Prevent Homelessness

Clark County funded four agencies to provide homeless prevention services in FY 2013: Emergency Aid of Boulder City, Lutheran Social Services, HELP of Southern Nevada and Nevada Community Associates. Between these four organization, over 200 people were prevented from becoming homeless. Boulder City also funded Emergency Aid of Boulder City using CDBG funds and Nevada Community Associates received additional OAG funding from Clark County to expand their program.

Emergency Shelter Grants (ESG)

1. ESG Funds Used for Emergency Shelter and Transitional Housing

The Shade Tree Shelter for Women and Children, Family Promise, The Salvation Army, Safe House, NV Partnership for Homeless Youth, HopeLink, Catholic Charities and Safe Nest used FY 2013 ESG funds for operations costs of Emergency Shelter. Women's Development Center and Help of Southern Nevada provided Transitional Housing using FY 2013 ESG funds.

2. Assessment of Relationship of ESG Funds to Goals and Objectives

a. Progress in Using ESG Funds to Address Homeless and Homeless Prevention

The goals outlined in the FY 2010-2014 Consolidated Plan include a goal to "Prevent homelessness whenever possible. Improve the availability of prevention programs and expand the types of prevention strategies. In particular, the continued availability of emergency shelter and transitional housing is seen as an important objective to helping end homelessness." Some households were able to obtain more stable forms of housing upon leaving shelter and/or transitional housing. For example, 19% moved into permanent housing. An additional 11% found placement in transitional housing. See Figure 22 for overall ESG program housing outcomes.

Figure 22
ESG Housing Outcomes

	Emergency/Transitional Shelter Number	Homeless Prevention Number/Rapid Re- Housing
Permanent Housing		
Rental Housing or Apartment (no subsidy)	907	45
Public Housing	69	0
Section 8	0	1
Shelter Plus Care	9	0
HOME subsidized house or apartment	0	0
Other subsidized house or apartment	42	1
Homeownership	4	0
Moved in with family or friends	1,035	4
Transitional Housing		
Transitional housing for homeless persons	537	0
Moved in with family or friends temporarily	156	0
Institution		
Psychiatric Hospital	14	0
Inpatient alcohol or other drug treatment facility	6	0
Jail/prison	32	0
Emergency Shelter		
Emergency Shelter	309	0
Other		
Other supportive housing	18	1
Places not meant for human habitation (e.g. street)	3	0
Other (Out of State)	111	0
Unknown		
Unknown	1,502	1
Total	4,754	53

More information on the homeless prevention activities funded with CDBG and other sources is available in the section on Specific Homeless Prevention Elements.

b. Comprehensive Homeless Planning and ESG

ESG is used to support the regional efforts to assist homeless families and individuals by specifically focusing on providing operational funding for emergency shelter, in addition to prevention and rapid re-housing programs.

3. Matching Resources

Clark County met the matching funds requirements for the Emergency Shelter Grant Program by requiring its non-profit grantees to secure the match. The twelve ESG organizations identified supplemental matching funds of \$10 million in local funds, other federal funds, state funds, private funds, and public contributions. See Figure 13 for information by organization.

4. State of Nevada Method of Distribution

Not applicable

5. Activity and Beneficiary Data

a. ESG Expenditures by Type of Activity

During the FY 2013 Program Year, Clark County expended \$577,139 in Emergency Solutions Grant (ESG) funds as indicated in Figure 23. These expenditures include funding from FY 2013, FY 2012 and the remaining funds from FY 2011. The Emergency Shelter and Street Outreach total did not exceed the greater of 60% of the entire grant award (\$327,241 for FY 2013), or the total amount of funds committed for homeless assistance funds in FY10 (\$254,951).

Total ESG Expenditures in FY 2013
Figure 23

Activity	Allocation	Total Expenditures	Beneficiaries
Shelter Outreach	\$0	\$0	0
Shelter Operations	\$253,819	\$283,750	8,054
Homeless Prevention	\$207,391	\$228,704	200
Rapid Re-Housing	\$84,192	\$47,772	5
Administration	\$0	\$16,913	n/a
HMIS	\$0	\$0	n/a
Total	\$545,402	\$577,139	

The beneficiary breakdown of the people assisted with ESG funds were as follows:

Figure 24
ESG Beneficiaries

Racial/Ethnic Breakdown	Number	Hispanic
White	3,316	746
Black/African American	3,399	87
Asian	183	0
American Indian/Alaska Native	94	3
Native Hawaiian/Pacific Islander	137	6
American Indian/Alaska Native & White	44	5
Asian & White	52	3
Black/African American & White	170	29
American Indian/Alaska Native & Black/AA	55	13
Multiracial	809	209
Total	8,259	1,101

b. Homeless Discharge Coordination

c. Instituting a Homeless Discharge Coordination Policy and ESG Homeless Prevention Funds

Individuals exiting other public systems such as corrections, child welfare, and public health systems have limited options for housing, income, and family or other social support. Consequently they are at extremely high risk for homelessness and vulnerable to exploitation.

In January 2010, the Social Security Administration revised its policy to allow youth aging out of foster care to file for Supplemental Security Income 90 days before turning 18. Prior to this policy change,

youth aging out of foster care could only file 30 days prior to their 18th birthday. Nevada followed suit for corrections by filing Administrative Regulation 816, allowing those exiting the Nevada Department of Corrections (NDOC) to complete applications for Supplemental Security Income prior to release.

Foster Care:

Annual Transition Plans at age 15 begin for all youth who are in foster care regardless of their permanency goal i.e. adoption, guardianship, or reunification, in order to support early planning to achieve a high standard of wellbeing including having a permanent home. If youth end up “aging out of foster care” they are provided with a 90 day transition plan and have 2 options to continue to receive supported services including a financial stipend in order to avoid homelessness.

The CoC and the State have a discharge plan; however, there are still barriers to effective and efficient discharge placements. A barrier to ensuring that young adults do not enter homelessness is that a young adult may choose to live where they want while remaining in court jurisdiction. This means that a young adult may choose to live on the streets, double up, or enter into a federally funded program as long as they meet the guidelines of that program. Additionally a young adult may be a “runaway” on their 18th birthday and be homeless at the time they opt into court jurisdiction. However, the intent of both Financial Assistance to Former Foster Youth (FAFFY) Program and Court Jurisdiction is to support young adults into successful independent living.

Health Care:

Within the CoC there is an Inter-local Memorandum of Understanding between WestCare Nevada, Inc., Boulder City Hospital, Centennial Hills Hospital, Desert Springs Hospital, Sunrise Mountain View Hospital, St. Rose Dominican Hospitals, Southern Hills Medical Center, Spring Valley Hospital, Summerlin Hospital, Sunrise Hospital and Medical Center, University Medical Center of SN, Valley Hospital, North Vista Hospital, Clark County and the Cities of Las Vegas, Henderson, and North Las Vegas to provide funds to WestCare for the operation of its Community Triage Center. This agreement allows for the provision of emergency room diversions for persons who do not have a medical issue, but are in need of substance abuse or mental health treatment. The CoC has representatives from the RIO, CoC EWG and CoH that participate in the WestCare Oversight Committee. This Committee is committed to improve the efforts around discharges for homeless persons to viable, stable and appropriate housing.

Many of the homeless in our CoC have chronic health issues. Our community does not have any medical homes or step-down medical units for those do not need ongoing hospital care and who ordinarily would be discharged to home. The gap is that there needs to be viable, safe alternatives for discharge so that shelters or the street the only option. Clark County Social Service is attempting to meet some of this need by submission of the Healthy Living grant application for chronically homeless, medically fragile homeless persons in the 2012 CoC Consolidated Application.

Social Workers from each of the local hospitals are responsible for discharge planning. The local medical hospitals are Boulder City Hospital, Centennial Hills Hospital, Desert Springs Hospital, Sunrise Mountain View Hospital, Inc., Catholic Healthcare West (dba. St. Rose Dominican Hospitals—3 campuses), Southern Hills Medical Center, Spring Valley Hospital, Summerlin Hospital, Sunrise Hospital and Medical Center, University Medical Center of Southern Nevada, Valley Hospital and North Vista Hospital. The CoC funded agencies are always willing to assist with housing homeless patients who have experienced a short term stay in the hospital. When no other option is available the hospitals will send patients to Catholic Charities, The Shade Tree, The Salvation Army or The Rescue Mission for shelter to avoid discharging patients to the street. These shelter providers work with patients to attain appropriate housing.

Mental Health:

The Mental Health and Substance Abuse Discharge workgroup is meeting on a regular basis to develop formal discharge protocols for all mental health and substance abuse facilities throughout the state, with the focus being on safe, stable housing upon discharge into non-HUD McKinney-Vento funded programs. Clients admitted to the mental health in-patient system are assigned a Social Worker to facilitate discharge to a safe environment. The Social Worker begins their discharge process at the time of admission. The client is assisted in securing identification and any other documentation necessary upon discharge. The Social Worker assesses the clients discharge needs, refers the client to outpatient services, identifies and mobilized community resources and ensures client has the necessary appointments and aftercare needs met. Reconciliation with family members is encouraged whenever possible and transportation is provided to reunite clients with family and friends who may be in a different geographic area.

Southern Nevada Adult Mental Health Services, a state agency, is primarily responsible for discharge planning from the mental health hospital. They work closely with: Monte Vista Hospital; Seven Hills Hospital; Mojave Mental Health; WestCare residential programs; the Las Vegas Rescue Mission; the Shade Tree; Catholic Charities; HopeLink; Family Promise; Freedom House; group homes; sober living facilities; and all providers within the CoC to ensure that clients are not discharged into homelessness.

Corrections*:

The NV Re-entry Task Force is tasked to support offenders returning to its communities by providing increased economic and housing stability. A Statewide Re-entry Coalition (SRC) is responsible for developing strategies and direct resources toward prisoner re-entry, in an effort to prevent discharges into homelessness. The Task Force has a strategic plan with a 5 year sustainability plan identifying 24 goals. The SRC makes recommendations to the NV Reentry Task Force regarding statutes, policies, and regulations. The local Clark County Detention Center has an MOU with SNAMHS for those who are severely mentally ill to be discharged into their care for housing placement and ongoing mental health services. Additionally, they have created a staff position for Re-entry.

**Note: "corrections" category refers to local jails and state or federal prisons.*

COMMUNITY DEVELOPMENT

Community Development

*Please also refer to the Community Development Table in the Appendix.

1. Assessment of Relationship of CDBG Funds to Goals and Objectives

a. CDBG Funds in Relation to Priorities, Needs, Goals, and Specific Objectives

The Clark County CDBG Consortium received \$8.07 million in FY 2013 under the CDBG program and used those funds for capital projects and public services that benefit low- and moderate-income persons. All of the capital projects described are considered high priority in the FY 2010-2014 Consolidated Plan.

As outlined in Figure 25, one project was completed in FY 2013; construction is completed on the Parkdale Recreation Center, bringing the number of projects completed in the FY 2010-2014 CDBG Capital Improvement Plan to ten. Mesquite is working on their park improvements but had to rebid their splash pad project as it came in far over budget. Boulder City moved part of their ADA sidewalks funding to fund ADA improvements at the Boulder City pool, with the project underway. North Las Vegas continued their ADA sidewalk improvements and water main infrastructure improvements. Figure 26 depicts the status of the major public facility projects. The Latin Chamber of Commerce Arturo Cambeiro Senior Center Expansion and the Anthony Pollard Rainbow Dreams Academy Parking and Playground Expansion are both scheduled to begin construction in September 2014.

North Las Vegas spent \$248,747 on community development public services during the reporting period. Overall, public services ranged from transportation to medical appointments for seniors and disabled to childcare scholarships so parents could pursue or continue employment. See Appendix C for the CDBG Grantee Performance Report.

Figure 25
FY 2013 Assisted Capital Projects
Clark County CDBG Consortium

Priority Community Development Needs	Priority Level	Assisted Projects	Completed Projects	Project
Parks and Recreation Facilities	H	0	1	Parkdale Recreation Center Improvements and Expansion
Public Facilities	H	2	0	Latin Chamber of Commerce Arturo Cambeiro Senior Center Expansion, Nevada Partnership for Homeless Youth Shirley Street Project,
Infrastructure Improvements	H	3	0	North Las Vegas DOJ ADA Sidewalks 2010 & 2011, North Las Vegas Water Main Replacement, Boulder City Pool ADA Improvements
Total		5	1	

Figure 26
Status of Major Public Facility Projects
(As of 8/5/13)

Facility	Land and/or Building Acquired	Design Complete	Construction Documents Complete	Contract Out to Bid	Under Construction	Complete
Parkdale Recreation Center Improvements and Expansion Design						
Foundation for an Independent Tomorrow (will be paid and counted in FY 2014)						
Nevada Partnership for Homeless Youth Drop-In Center						
Arturo Cambeiro Senior Center Expansion						
Opportunity Village Sean's Park						
Anthony Pollard Rainbow Dreams Academy Improvements						
HELP of Southern Nevada Shannon West Youth Center						

**Clark County CDBG Consortium Community Development Activities
(HUD Table 2C & 3A)**

Availability, Accessibility and Affordability of Public Services and Facilities

Availability/Accessibility of Suitable Living Environment (SL-1)

SL 1.1 Support acquisition or new construction of public facilities to benefit low and moderate income residents, including homeless

Activity	Source of Funds/Status	Planned Facilities	Actual Facilities
Parkdale Recreation Center Design	CDBG/Construction complete	1	1
Nevada Partnership for Homeless Youth Shirley Street Rehab	CDBG/Under construction	1	0
HELP of Southern Nevada Shannon West Youth Center	CDBG/Under Development	1	0
Anthony Pollard Foundation Rainbow Dreams Academy Improvements	CDBG/Out to Bid	1	0
Mesquite Park Improvements	CDBG/Out to Bid	1	0

SL 1.2 Support infrastructure improvements to improve availability and accessibility of services

Activity	Source of Funds/Status	Planned Facilities	Actual Facilities
NLV Public Works DOJ ADA Sidewalks (2011 & 2012)	CDBG/Completed	50	59
North Las Vegas Water Bolstering	Environmental Review underway	1	0

Boulder City ADA Sidewalk Improvements	CDBG/Planned	1	0
--	--------------	---	---

SL 1.3 Support new construction or improvements to facilities for people with special needs including: elderly and frail elderly, persons with disabilities, persons with alcohol and other addictions, persons diagnosed with AIDS and related diseases, and public housing residents

Activity	Source of Funds/Status	Planned	Actual
Opportunity Village Sean's Park construction	CDBG/Out to Bid	1	0

SL 1.4 Support public services that promote the well-being of residents

Activity	Source of Funds/Status	Planned People	Actual People
Boys & Girls Clubs of Southern NV	CDBG/Hope and Opportunity	100	49
Boys & Girls Clubs of Southern NV	CDBG/Formula for Impact	400	284
Valley View Community Cares	CDBG/Teens Pitch In	40	56
Boys & Girls Club of S. NV	OAG/Summer Outreach	110	110
Cappalappa Family Resource Center	OAG/Cappalappa Family Resources	435	435
City of Las Vegas	OAG/ West Las Vegas Performing/Visual Arts Summer Camp	81	81
Colorado River Food Bank	OAG/Food Assistance-Laughlin OAG/Food Assistance-Searchlight	3,847	3,847
Epicenter on the Parkway	OAG/Food assistance	11,069	11,069
Greater Las Vegas After School All-Stars	OAG/After School Sports Program	6,069	6,069
Helping Kids Clinic	OAG/Health Care for Uninsured Children	97	97
Jewish Federation of LV	OAG/Senior Lifeline Medical Equipment Senior Lifeline Prescription Co-Pay Asst. Senior Lifeline Case Management Lifeline Congregate Meal-Nutrition Prog.	30	30
Lutheran Social Service	OAG/Angels of Care	13	13
Nevada Health Centers	OAG/Cambridge Family Health Center	4,500	4,500
Sandy Valley Food Sharing	OAG/Feeding the Hungry	7,200	7,200
S. NV Police Athletic League	OAG/Community Health and Wellness Academy OAG/Neighborhood Tennis Academy	41 101	41 101
Trauma Intervention of S. NV	OAG/TIP Program	4,979	4,979
Virgin Valley Family Services	OAG/Family Advocacy	2,468	2,468
Volunteers in Medicine of S. NV	OAG/Health Care for Uninsured	1,366	1,366
UNLV School of Medicine	OAG/DFS Sub-Specialty Medical Care	74	74

SL 1.5 Provide quality supportive services so people with special needs can live as independently as possible

Activity	Source of Funds/Status	Planned People	Actual People
Blind Center of NV	CDBG/Disabled Transportation	18	40
Foundation for Positively Kids	CDBG/Respite Care	30	111

Lend-a-Hand	CDBG/Senior & Disabled Transportation	140	278
Foundation for Recovery	OAG/Peer Recovery Support for Youth	3	3
Community Counseling Center	OAG/Mental Health Program	2,221	2,221
Catholic Charities	OAG/Meals on Wheels	4,984	4,984
CASA Foundation	OAG/Foster Children Program	215	215
Family & Child Treatment of S. NV	OAG/Teen Crisis Intervention	29	29
Las Vegas-Clark County Urban League	OAG/Martin L. King Senior Center	1,035	1,035
Senior Center of Boulder City	OAG/Senior Lunch Program	857	857

Sustainability of Suitable Living Environment (SL-3)

SL 3.1 Support neighborhood preservation and improvement activities such as code enforcement and demolition

Activity	Source of Funds/Status	Planned	Actual
North Las Vegas Code Enforcement	CDBG/ 644 violations corrected, 503 corrected by owner	N/A	N/A
Buena Vista Springs Acquisition and Demolition	NSP/Demolition complete and site ready for redevelopment	N/A	N/A

SL 3.2 Support rehabilitation of public facilities to benefit low and moderate income residents

Activity	Source of Funds/Status	Planned Facilities	Actual Facilities
No new projects in FY 2013		N/A	N/A

b. Progress Toward Meeting Goals for Affordable Housing

Figure 27
CDBG Housing Beneficiaries

Moderate-Income	Low-Income	Extremely Low-Income	Total
38 households	45 households	27 households	110 households
Racial/Ethnic Breakdown			Beneficiaries
White			34
Black/African American			74
Black/African American & White			1
Other			1
Total			110

C. CDBG Funds Used for Extremely Low-Income, Low-Income, and Moderate-Income Persons

Figure 28 illustrates that Clark County CDBG Consortium funds benefited 1,919 people and households during FY 2013. It is important to note that almost 100% of CDBG funds were used to assist persons at 80% of area median income or below. Further, the Clark County CDBG Consortium spends much of its funds for programs that assist people at 50% or less of area median income. A total of 75% of people and

households assisted were below 50% of area median income. Of those 55% were people at extremely low-income (30% of area median income).

Figure 28
FY 2013 Community Development Beneficiaries
Clark County CDBG Consortium

Priority Need Category	Total Number Served	Income Level of Those Served			
		Over Income	80% of AMI	50% of AMI	30% of AMI
Transportation Services	318	0	278	0	40
Housing	110	0	38	45	27
Disabled Services/Facilities	111	0	18	8	85
Homeless Services/Facilities	767	0	11	187	569
Youth Services/Facilities	613	37	106	129	344
Senior Services/Facilities	0	0	0	0	0
TOTAL	1,919	37	451	369	1,065
Racial/Ethnic Breakdown		Beneficiaries		Hispanic	
White		730		132	
Black/African American		633		25	
Asian		19		0	
American Indian/Alaskan Native		11		3	
Native Hawaiian/Other Pacific Islander		14		0	
American Indian/Alaskan Native and White		8		0	
Asian and White		8		2	
Black/African American and White		24		1	
American Indian/Alaskan Native and Black/African American		0		0	
Other Multi-Racial		472		352	
TOTAL		1,919		515	

2. Changes in Program Objectives

a. Reasons for Changes in Program Objectives

Program objectives have not changed.

3. Assessment of Efforts in Carrying Out Planned Actions

a. Indicate How Grantee Pursued All Resources

b. Certifications of Consistency

c. Consolidated Plan Implementation Not Hindered

Clark County pursued all resources as indicated in the Consolidated Plan and the leverage of these resources is described in the section on Leveraging. Affordable housing developers that wish to apply for

federal funds must receive a letter from the County stating that their project is consistent with the Consolidated Plan. Clark County has responded quickly to any requests for Consolidated Plan Certification Letters and issued such certifications to the CoC applicants and the SNRHA as their projects were consistent with the Consolidated Plan in FY 2013. Clark County did not hinder Consolidated Plan implementation by action or willful inaction.

4. For Funds Not Used for National Objectives

- a. CDBG Funds Not Meeting National Objectives**
- b. Overall Benefit Certification**

All funds required to meet national objectives are working to meet those objectives.

5. Anti-displacement and Relocation

As part of the annual HOME application process, Clark County requires applicants to design and describe a relocation plan if displacement is expected because of the proposed project. However, the County encourages the acquisition of vacant properties and non-displacement of existing tenants. There was no displacement using HOME funds in FY 2013.

6. Low/Mod Job Activities

No economic development activities were undertaken by the Clark County CDBG Consortium in FY 2013.

7. Low/Mod Limited Clientele Activities

The CDBG Public Service projects that do not qualify under a direct benefit category, such as youth programs or childcare, keep track of the income and race/ethnicity of their program participants. In this way, the Clark County CDBG Consortium ensures that CDBG Public Service funds are being used primarily to benefit people at or below 80% of area median income. The Clark County CDBG Consortium currently expends almost 100% of its public service CDBG funds on low- to moderate-income people, with many beneficiaries at 50% of area median income or below.

8. Program Income

- a. Program Income Reported Each Individual Revolving Fund**

Not applicable

- b. Float Funded Activity**

Not Applicable

- c. Loan Repayments**

Not Applicable

- d. Sale of Property**

Not Applicable

9. Prior Period Adjustments

Not Applicable

10. Loans and Other Receivables

Not Applicable

11. Lump Sum Agreements

Not Applicable

12. Housing Rehabilitation

a. Program Type and Projects/Units Completed

Rebuilding Together with Christmas in April operates a minor housing rehabilitation program throughout the year that is supported by CDBG funds from North Las Vegas. Using these CDBG funds, RTCIA assisted 48 households. The North Las Vegas Emergency Repair Program assisted 6 household with minor repairs. LV-CC Urban League provided 35 seniors with home repair.

b. Total CDBG Funds Involved

Funds expended may include projects from previous years whose reimbursements were not paid until FY 2013 or funds expended in FY 2013 but the project is not completed.

Figure 29
FY 2013 Housing Rehab Programs

Juris-diction	Program	Units	CDBG \$
NLV	Rebuilding Together with Christmas in April Minor Rehabilitation (includes prior year funds)	48	\$95,244
NLV	North Las Vegas Emergency Repair Program	6	\$13,810
NLV	North Las Vegas Housing Rehabilitation Administration	n/a	\$80,122
NLV	LV-CC Urban League Senior Home Repair	35	\$2,728
Total		89	\$191,904

c. Other Public and Private Funds Involved

No other funds involved.

13. Neighborhood Revitalization Strategies

Not Applicable

Antipoverty Strategy

1. Actions Taken to Reduce Poverty

A significant number of projects and programs funded through both HOME and CDBG funds are designed to reduce the number of families in poverty, whether through educational opportunities or affordable housing development. In FY 2013, County general funds and North Las Vegas CDBG supported the provision of numerous senior and family assistance programs including teen medical and dental care through the Huntridge Teen Clinic and respite care for parents with disabled children through the Foundation for Positively Kids.

The Tenant Based Rental Assistance (TBRA) Program is designed to assist those families at the lowest end of the economic scale and was provided to 73 households. The Southern Nevada Regional Housing Authority operated the TBRA program using LIHTF through referrals from HELP of Southern Nevada, Mojave Adult, Child and Family Services, Aid for AIDS of Nevada, Safe House and Lutheran Social Services. All of these households were homeless, many with a severely mentally ill member. SNRHA recently signed a Memorandum of Understanding with the Veterans Administration as a new referral agency. Ninety-seven percent of these households are very low-income, with an area median income between 0 and 30%.

NON-HOMELESS SPECIAL NEEDS

Non-homeless Special Needs

*Please also refer to the Non-homeless Special Needs Table in the Appendix.

1. Actions Taken to Address Special Needs

Accessible Space, Inc.’s Cedar Mojave Apartments, a HUD Section 811 funded project, was completed in FY 2013. Four other ASI housing projects are under construction including the Bonnie Lane Senior Apartments, next to the Bob Price Recreation Center and Cora Coleman Senior Center, the Tempo Senior Apartments, the Russell II Senior Apartments, and both Agate I & II Senior Apartments. ASI develops and constructs these projects which provide housing for the disabled, in particular, for those with severe brain injuries and for seniors. These projects address the “worst-case” housing needs in the community as the majority of the disabled people who move into these units were paying over 50% of their income towards housing whereas at ASI’s developments they pay only 30% of their income.

The Tenant Based Rental Assistance (TBRA) Program is designed to assist those families at the lowest end of the economic scale and was provided to 73 households. The Southern Nevada Regional Housing Authority operated the TBRA program using LIHTF through referrals from HELP of Southern Nevada, Mojave Adult, Child and Family Services, Aid for AIDS of Nevada, Safe House and Lutheran Social Services. All of these households were homeless, many with a severely mentally ill member.

Specific HOPWA Objectives

Clark County does not receive HOPWA funds. For information regarding this program, please see the City of Las Vegas CAPER.

APPENDIX A: PUBLIC NOTICES AND COMMENTS

PUBLIC NOTICE
CLARK COUNTY
CONSOLIDATED ANNUAL PERFORMANCE AND EVALUATION REPORT

Clark County has prepared a Draft Consolidated Annual Performance and Evaluation Report (CAPER) for the period July 1, 2013 to June 30, 2014. This Performance Report provides information on housing and community development activities during the reporting period and assesses progress in meeting housing and community development needs in Clark County. The public is invited to review the Draft CAPER and to submit written comments no later than 5:00 p.m. on Friday, September 19, 2014. The complete report will be submitted to the U.S. Department of Housing and Urban Development by September 30, 2014, and will include all public comments.

To receive a copy of the Draft Performance Report, please contact Clark County Community Resources Management at 455-5025 or go to our website at:

http://www.clarkcountynv.gov/Depts/admin_services/comresmgmt/Pages/ConPlan.aspx

Written comments should be sent to Clark County Community Resources Management, P.O. Box 551212, Las Vegas, NV 89155-1212, Attention: Kristin Cooper or to krc@clarkcountynv.gov

affidavit of Publication

STATE OF NEVADA)
COUNTY OF CLARK) SS:

**CC COMMUNITY RES
PO BOX 551212
LAS VEGAS NV 89155-1212**

**Account # 22328
Ad Number 0000298251**

Stacey M. Lewis, being 1st duly sworn, deposes and says: That she is the Legal
Representative for the Las Vegas Review-Journal and the Las Vegas Sun, daily newspapers
regularly issued, published and circulated in the City of Las Vegas, County of Clark,
State of Nevada, and that the advertisement, a true copy attached for, was
continuously published in said Las Vegas Review-Journal and / or Las Vegas Sun in 1
edition(s) of said newspaper issued from 09/05/2014 to 09/05/2014, on the following
date(s):

09 / 05 / 14

**PUBLIC NOTICE
CLARK COUNTY
CONSOLIDATED ANNUAL
PERFORMANCE AND
EVALUATION REPORT**

Clark County has prepared a Draft Consolidated Annual Performance and Evaluation Report (CAPER) for the period July 1, 2013 to June 30, 2014. This Performance Report provides information on housing and community development activities during the reporting period and assesses progress in meeting housing and community development needs in Clark County. The public is invited to review the Draft CAPER and to submit written comments no later than 5:00 p.m. on Friday, September 19, 2014. The complete report will be submitted to the U.S. Department of Housing and Urban Development by September 30, 2014, and will include all public comments.

To receive a copy of the Draft Performance Report, please contact Clark County Community Resources Management at 455-5025 or go to our website at:

http://www.clarkcountynv.gov/Depts/admin_services/comresmgmt/Pages/ConPlan.aspx

Written comments should be sent to Clark County Community Resources Management, P.O. Box 551212, Las Vegas, NV 89155-1212, Attention: Kristin Cooper or to krc@clarkcountynv.gov.

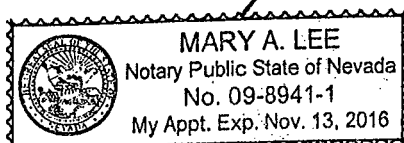
PUB: September 5, 2014 LV Review-Journal

Stacey M. Lewis

LEGAL ADVERTISEMENT REPRESENTATIVE

Subscribed and sworn to before me on this 5th day of September, 2014

Notary *Mary Lee*



PROOF OF PUBLICATION

STATE OF NEVADA)
COUNTY OF CLARK) SS:

CC COMMUNITY RES
PO BOX 551212
LAS VEGAS NV 89155-1212

Account # 22328
Ad Number 0000298245

Erin Dell, being 1st duly sworn, deposes and says: That she is the Legal Clerk for El Tiempo, a weekly newspaper regularly issued, published and circulated in the City of Las Vegas, County of Clark, State of Nevada, and that the advertisement, a true copy attached for, was continuously published in said El Tiempo in 1 edition(s) of said newspaper issued from 09/05/2014 to 09/05/2014, on the following days:

09 / 05 / 14

**AVISO PÚBLICO
CONDADO DE CLARK
CONSOLIDADO DE RESULTADOS ANUALES
Y EL INFORME DE EVALUACIÓN**

El Condado de Clark ha preparado un informe de evaluación (CAPER) y Rendimiento Anual Consolidado para el período comprendido entre el 1 de Julio de 2013 a 30 de Junio de 2014. Este informe de rendimiento proporciona información sobre las actividades de desarrollo de vivienda y comunidad durante el período que se examina y evalúa el progreso en satisfacer las necesidades de desarrollo de vivienda y comunidad en el Condado de Clark. El público es invitado a revisar el borrador del proyecto y a presentar observaciones por escrito no más tarde de 5:00 p.m. Viernes, 19 de Septiembre de 2014. El informe completo se presentará al Departamento de Vivienda y Desarrollo Urbano de los Estados Unidos el 30 de Septiembre de 2014 e incluirá todos los comentarios públicos.

Para recibir una copia del informe del Proyecto de Ejecución, por favor póngase en contacto con La División de Recursos Comunitarios del Condado de Clark al (702) 455-5025 o visite nuestro sitio web en:

http://www.clarkcountynv.gov/Depts/admin_services/comresgmt/pages/ConPlan.aspx

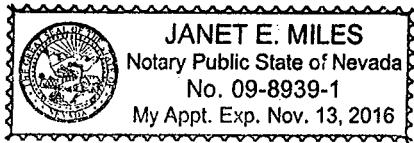
Comentarios escritos deben enviarse a La División de Recursos Comunitarios del Condado de Clark, P.O. Box 551212, Las Vegas, NV 89155-1212, Atención: Kristin Cooper o a krc@clarkcountynv.gov

PUB: September 5, 2014 El Tiempo

/s/ Erin Dell
LEGAL ADVERTISEMENT REPRESENTATIVE

Subscribed and sworn to before me on this 5th day of September, 2014

Notary Janet E. Miles



APPENDIX B: CDBG FINANCIAL SUMMARY



PART I: SUMMARY OF CDBG RESOURCES

01 UNEXPENDED CDBG FUNDS AT END OF PREVIOUS PROGRAM YEAR	5,804,403.82
02 ENTITLEMENT GRANT	8,073,748.00
03 SURPLUS URBAN RENEWAL	0.00
04 SECTION 108 GUARANTEED LOAN FUNDS	0.00
05 CURRENT YEAR PROGRAM INCOME	426.90
05a CURRENT YEAR SECTION 108 PROGRAM INCOME (FOR SI TYPE)	0.00
06 RETURNS	0.00
07 ADJUSTMENT TO COMPUTE TOTAL AVAILABLE	0.00
08 TOTAL AVAILABLE (SUM, LINES 01-07)	13,878,578.72

PART II: SUMMARY OF CDBG EXPENDITURES

09 DISBURSEMENTS OTHER THAN SECTION 108 REPAYMENTS AND PLANNING/ADMINISTRATION	3,992,968.44
10 ADJUSTMENT TO COMPUTE TOTAL AMOUNT SUBJECT TO LOW/MOD BENEFIT	0.00
11 AMOUNT SUBJECT TO LOW/MOD BENEFIT (LINE 09 + LINE 10)	3,992,968.44
12 DISBURSED IN IDIS FOR PLANNING/ADMINISTRATION	1,261,780.13
13 DISBURSED IN IDIS FOR SECTION 108 REPAYMENTS	0.00
14 ADJUSTMENT TO COMPUTE TOTAL EXPENDITURES	0.00
15 TOTAL EXPENDITURES (SUM, LINES 11-14)	5,254,748.57
16 UNEXPENDED BALANCE (LINE 08 - LINE 15)	8,623,830.15

PART III: LOWMOD BENEFIT THIS REPORTING PERIOD

17 EXPENDED FOR LOW/MOD HOUSING IN SPECIAL AREAS	0.00
18 EXPENDED FOR LOW/MOD MULTI-UNIT HOUSING	240,000.00
19 DISBURSED FOR OTHER LOW/MOD ACTIVITIES	3,752,968.44
20 ADJUSTMENT TO COMPUTE TOTAL LOW/MOD CREDIT	0.00
21 TOTAL LOW/MOD CREDIT (SUM, LINES 17-20)	3,992,968.44
22 PERCENT LOW/MOD CREDIT (LINE 21/LINE 11)	100.00%

LOW/MOD BENEFIT FOR MULTI-YEAR CERTIFICATIONS

23 PROGRAM YEARS(PY) COVERED IN CERTIFICATION	PY: 2012 PY: 2013 PY: 2014
24 CUMULATIVE NET EXPENDITURES SUBJECT TO LOW/MOD BENEFIT CALCULATION	15,632,207.86
25 CUMULATIVE EXPENDITURES BENEFITING LOW/MOD PERSONS	15,632,207.86
26 PERCENT BENEFIT TO LOW/MOD PERSONS (LINE 25/LINE 24)	100.00%

PART IV: PUBLIC SERVICE (PS) CAP CALCULATIONS

27 DISBURSED IN IDIS FOR PUBLIC SERVICES	274,841.36
28 PS UNLIQUIDATED OBLIGATIONS AT END OF CURRENT PROGRAM YEAR	0.00
29 PS UNLIQUIDATED OBLIGATIONS AT END OF PREVIOUS PROGRAM YEAR	0.00
30 ADJUSTMENT TO COMPUTE TOTAL PS OBLIGATIONS	0.00
31 TOTAL PS OBLIGATIONS (LINE 27 + LINE 28 - LINE 29 + LINE 30)	274,841.36
32 ENTITLEMENT GRANT	8,073,748.00
33 PRIOR YEAR PROGRAM INCOME	28,264.67
34 ADJUSTMENT TO COMPUTE TOTAL SUBJECT TO PS CAP	0.00
35 TOTAL SUBJECT TO PS CAP (SUM, LINES 32-34)	8,102,012.67
36 PERCENT FUNDS OBLIGATED FOR PS ACTIVITIES (LINE 31/LINE 35)	3.39%

PART V: PLANNING AND ADMINISTRATION (PA) CAP

37 DISBURSED IN IDIS FOR PLANNING/ADMINISTRATION	1,261,780.13
38 PA UNLIQUIDATED OBLIGATIONS AT END OF CURRENT PROGRAM YEAR	0.00
39 PA UNLIQUIDATED OBLIGATIONS AT END OF PREVIOUS PROGRAM YEAR	0.00
40 ADJUSTMENT TO COMPUTE TOTAL PA OBLIGATIONS	0.00
41 TOTAL PA OBLIGATIONS (LINE 37 + LINE 38 - LINE 39 +LINE 40)	1,261,780.13
42 ENTITLEMENT GRANT	8,073,748.00
43 CURRENT YEAR PROGRAM INCOME	426.90
44 ADJUSTMENT TO COMPUTE TOTAL SUBJECT TO PA CAP	0.00
45 TOTAL SUBJECT TO PA CAP (SUM, LINES 42-44)	8,074,174.90
46 PERCENT FUNDS OBLIGATED FOR PA ACTIVITIES (LINE 41/LINE 45)	15.63%

LINE 17 DETAIL: ACTIVITIES TO CONSIDER IN DETERMINING THE AMOUNT TO ENTER ON LINE 17

Report returned no data.

LINE 18 DETAIL: ACTIVITIES TO CONSIDER IN DETERMINING THE AMOUNT TO ENTER ON LINE 18

Plan Year	IDIS Project	IDIS Activity	Activity Name	Matrix Code	National Objective	Drawn Amount
2012	6	3122	NHS of So NV Energy Efficient Rehab (NLV)	14B	LMH	\$120,000.00
2013	6	3190	Neighborhood Housing Services of S. NV Energy Efficient Rehab (NLV)	14B	LMH	\$120,000.00
Total						\$240,000.00

LINE 19 DETAIL: ACTIVITIES INCLUDED IN THE COMPUTATION OF LINE 19

Plan Year	IDIS Project	IDIS Activity	Voucher Number	Activity Name	Matrix Code	National Objective	Drawn Amount
2008	52	3141	5616850	NLV Library Air Chiller Repair	03	LMA	\$3,000.00
2010	40	2993	5643152	NLV North Valley Acq/Rehab/Resale Program	14G	LMH	\$5,000.00
2010	44	2996	5634905	Nevada Partnership for Homeless Youth Shirley Street II	03C	LMC	\$32,500.00
2010	44	2996	5699972	Nevada Partnership for Homeless Youth Shirley Street II	03C	LMC	\$7,500.00
2010	45	3000	5635205	NLV Emergency Repair Program	14A	LMH	\$5,035.00
2010	45	3000	5667483	NLV Emergency Repair Program	14A	LMH	\$8,775.00
2011	29	3070	5597074	Parkdale Rec Center Improvements	03F	LMA	\$5,700.00
2011	29	3070	5597076	Parkdale Rec Center Improvements	03F	LMA	\$424,595.88
2011	29	3070	5597080	Parkdale Rec Center Improvements	03F	LMA	\$13,900.00
2011	29	3070	5602939	Parkdale Rec Center Improvements	03F	LMA	\$2,380.50
2011	29	3070	5604305	Parkdale Rec Center Improvements	03F	LMA	\$270,342.63
2011	29	3070	5604891	Parkdale Rec Center Improvements	03F	LMA	\$4,350.00
2011	29	3070	5604892	Parkdale Rec Center Improvements	03F	LMA	\$14,128.60
2011	29	3070	5612950	Parkdale Rec Center Improvements	03F	LMA	\$675.00
2011	29	3070	5614810	Parkdale Rec Center Improvements	03F	LMA	\$289,748.52
2011	36	3142	5659192	NLV Utilities Arrowhead Acres Water Main Replacement	03J	LMA	\$5,055.72
2011	38	3048	5635210	NLV Public Works ADA Sidewalk compliance	03L	LMA	\$50,940.11
2011	38	3048	5690510	NLV Public Works ADA Sidewalk compliance	03L	LMA	\$102.00
2011	46	3140	5658960	Boulder City ADA Pool Improvements	03	LMC	\$7,050.00
2011	47	3143	5647526	NLV Code Enforcement	15	LMA	\$44,997.96
2011	47	3143	5658545	NLV Code Enforcement	15	LMA	\$18,378.95
2011	47	3143	5658960	NLV Code Enforcement	15	LMA	\$7,906.53
2011	47	3143	5667850	NLV Code Enforcement	15	LMA	\$9,266.07
2011	47	3143	5679833	NLV Code Enforcement	15	LMA	\$7,210.17
2011	47	3143	5690510	NLV Code Enforcement	15	LMA	\$7,282.21
2011	47	3143	5697553	NLV Code Enforcement	15	LMA	\$7,809.55
2012	4	3114	5635207	NLV ADA Sidewalk Accessibility Project FY 12-13 (NLV)	03L	LMA	\$198,820.51
2012	4	3114	5690506	NLV ADA Sidewalk Accessibility Project FY 12-13 (NLV)	03L	LMA	\$154,827.27
2012	5	3100	5592597	Emergency Aid of Boulder City (BC)	03T	LMC	\$19,310.00
2012	5	3101	5616138	The Shade Tree, Inc. (NLV)	03T	LMC	\$2,968.27
2012	5	3112	5592598	Lend a Hand Transportation (BC)	05A	LMC	\$6,784.00
2012	5	3115	5605656	Valley View Community Cares VV Outreach (NLV)	05D	LMC	\$2,210.58
2012	5	3117	5597072	City of NLV Rec Center Programming (NLV)	05	LMC	\$15,017.08
2012	5	3119	5597072	Boys & Girls Clubs of So.NV. (NLV)	05D	LMC	\$2,879.94
2012	5	3120	5625084	Blind Center Road to Independence (NLV)	05B	LMC	\$3,280.00
2012	6	3121	5624451	Rebuilding Together So. NV Housing Rehab (NLV)	14A	LMH	\$12,890.40
2012	6	3121	5625084	Rebuilding Together So. NV Housing Rehab (NLV)	14A	LMH	\$21,785.48
2012	6	3121	5647538	Rebuilding Together So. NV Housing Rehab (NLV)	14A	LMH	\$18,269.62
2012	6	3123	5616138	LV-CC Urban League Sr. Home Rehab (NLV)	14A	LMH	\$2,727.99
2012	6	3145	5658544	NLV Housing Rehab Project Delivery	14H	LMH	\$22,084.33
2012	6	3145	5667849	NLV Housing Rehab Project Delivery	14H	LMH	\$20,403.31
2012	6	3145	5678880	NLV Housing Rehab Project Delivery	14H	LMH	\$23,407.82
2012	6	3145	5697555	NLV Housing Rehab Project Delivery	14H	LMH	\$4,761.40
2012	6	3145	5725507	NLV Housing Rehab Project Delivery	14H	LMH	\$9,464.80
2012	6	3146	5624451	NLV Habitat - Colton & Brazil	12	LMH	\$26,897.21
2013	3	3165	5633459	Parkdale Recreation Center Improvements/Expansion	03F	LMA	\$335,218.18
2013	3	3165	5634385	Parkdale Recreation Center Improvements/Expansion	03F	LMA	\$1,625.00
2013	3	3165	5637016	Parkdale Recreation Center Improvements/Expansion	03F	LMA	\$5,951.25
2013	3	3165	5643071	Parkdale Recreation Center Improvements/Expansion	03F	LMA	\$4,875.00

2013	3	3165	5643073	Parkdale Recreation Center Improvements/Expansion	03F	LMA	\$130,708.62
2013	3	3165	5646358	Parkdale Recreation Center Improvements/Expansion	03F	LMA	\$1,949.00
2013	3	3165	5647523	Parkdale Recreation Center Improvements/Expansion	03F	LMA	\$16,448.69
2013	3	3165	5654972	Parkdale Recreation Center Improvements/Expansion	03F	LMA	\$12,302.25
2013	3	3165	5655307	Parkdale Recreation Center Improvements/Expansion	03F	LMA	\$119,145.44
2013	3	3165	5658370	Parkdale Recreation Center Improvements/Expansion	03F	LMA	\$198,668.00
2013	3	3165	5658559	Parkdale Recreation Center Improvements/Expansion	03F	LMA	\$3,450.00
2013	3	3165	5669070	Parkdale Recreation Center Improvements/Expansion	03F	LMA	\$3,904.00
2013	3	3165	5670815	Parkdale Recreation Center Improvements/Expansion	03F	LMA	\$1,841.92
2013	3	3165	5670874	Parkdale Recreation Center Improvements/Expansion	03F	LMA	\$61,921.95
2013	3	3165	5674471	Parkdale Recreation Center Improvements/Expansion	03F	LMA	\$450.00
2013	3	3165	5679421	Parkdale Recreation Center Improvements/Expansion	03F	LMA	\$38,600.00
2013	3	3165	5679422	Parkdale Recreation Center Improvements/Expansion	03F	LMA	\$29,651.80
2013	3	3165	5681148	Parkdale Recreation Center Improvements/Expansion	03F	LMA	\$5,742.00
2013	3	3165	5684882	Parkdale Recreation Center Improvements/Expansion	03F	LMA	\$43,540.98
2013	3	3165	5699539	Parkdale Recreation Center Improvements/Expansion	03F	LMA	\$2,797.04
2013	3	3165	5702534	Parkdale Recreation Center Improvements/Expansion	03F	LMA	\$94,520.42
2013	3	3165	5711200	Parkdale Recreation Center Improvements/Expansion	03F	LMA	\$595.84
2013	3	3165	5711485	Parkdale Recreation Center Improvements/Expansion	03F	LMA	\$31,133.98
2013	3	3166	5642867	Walnut Recreation Center Park Construction	03F	LMA	\$431,038.00
2013	3	3168	5643153	Latin Chamber of Commerce Arturo Cambeiro Senior Center	03B	LMC	\$25,097.66
2013	3	3168	5654969	Latin Chamber of Commerce Arturo Cambeiro Senior Center	03B	LMC	\$31,398.63
2013	3	3168	5664404	Latin Chamber of Commerce Arturo Cambeiro Senior Center	03B	LMC	\$7,025.12
2013	3	3168	5666828	Latin Chamber of Commerce Arturo Cambeiro Senior Center	03B	LMC	\$15,000.00
2013	3	3168	5689839	Latin Chamber of Commerce Arturo Cambeiro Senior Center	03B	LMC	\$3,356.91
2013	3	3168	5699541	Latin Chamber of Commerce Arturo Cambeiro Senior Center	03B	LMC	\$3,900.00
2013	3	3168	5711200	Latin Chamber of Commerce Arturo Cambeiro Senior Center	03B	LMC	\$4,000.00
2013	5	3175	5699551	Blind Center Road To Independence (NLV)	05B	LMC	\$7,650.00
2013	5	3176	5635678	Boys and Girls Clubs of Southern Nevada Hope and Opportunity (NLV)	05D	LMC	\$4,534.88
2013	5	3176	5647534	Boys and Girls Clubs of Southern Nevada Hope and Opportunity (NLV)	05D	LMC	\$1,642.95
2013	5	3176	5657161	Boys and Girls Clubs of Southern Nevada Hope and Opportunity (NLV)	05D	LMC	\$979.74
2013	5	3176	5667854	Boys and Girls Clubs of Southern Nevada Hope and Opportunity (NLV)	05D	LMC	\$1,043.24
2013	5	3176	5679839	Boys and Girls Clubs of Southern Nevada Hope and Opportunity (NLV)	05D	LMC	\$2,588.71
2013	5	3176	5725507	Boys and Girls Clubs of Southern Nevada Hope and Opportunity (NLV)	05D	LMC	\$4,210.48
2013	5	3177	5646816	Boys and Girls clubs of Las Vegas Great Futures Vision - Formula for Impact (NLV)	05D	LMC	\$2,468.42
2013	5	3177	5647534	Boys and Girls clubs of Las Vegas Great Futures Vision - Formula for Impact (NLV)	05D	LMC	\$3,305.58
2013	5	3177	5657161	Boys and Girls clubs of Las Vegas Great Futures Vision - Formula for Impact (NLV)	05D	LMC	\$2,158.24
2013	5	3177	5667854	Boys and Girls clubs of Las Vegas Great Futures Vision - Formula for Impact (NLV)	05D	LMC	\$2,793.02
2013	5	3177	5679839	Boys and Girls clubs of Las Vegas Great Futures Vision - Formula for Impact (NLV)	05D	LMC	\$6,293.61
2013	5	3177	5699551	Boys and Girls clubs of Las Vegas Great Futures Vision - Formula for Impact (NLV)	05D	LMC	\$2,826.71
2013	5	3177	5725507	Boys and Girls clubs of Las Vegas Great Futures Vision - Formula for Impact (NLV)	05D	LMC	\$5,154.42
2013	5	3178	5647534	Foundation for Positively Kids Medical Daycare and Respite (NLV)	05B	LMC	\$2,582.00
2013	5	3178	5657161	Foundation for Positively Kids Medical Daycare and Respite (NLV)	05B	LMC	\$1,716.90
2013	5	3178	5658961	Foundation for Positively Kids Medical Daycare and Respite (NLV)	05B	LMC	\$2,582.00
2013	5	3178	5667854	Foundation for Positively Kids Medical Daycare and Respite (NLV)	05B	LMC	\$1,967.50
2013	5	3178	5679839	Foundation for Positively Kids Medical Daycare and Respite (NLV)	05B	LMC	\$6,151.60
2013	5	3179	5635678	HELP of Southern Nevada Baby First Services (NLV)	05M	LMC	\$1,902.38

2013	5	3179	5658961	HELP of Southern Nevada Baby First Services (NLV)	05M	LMC	\$1,620.75
2013	5	3179	5667854	HELP of Southern Nevada Baby First Services (NLV)	05M	LMC	\$9,954.45
2013	5	3179	5679839	HELP of Southern Nevada Baby First Services (NLV)	05M	LMC	\$4,270.22
2013	5	3179	5690514	HELP of Southern Nevada Baby First Services (NLV)	05M	LMC	\$924.30
2013	5	3179	5699551	HELP of Southern Nevada Baby First Services (NLV)	05M	LMC	\$5,959.48
2013	5	3181	5657161	Valley View Community Cares Operation Teens Pitch In (NLV)	05D	LMC	\$4,414.33
2013	5	3182	5646816	Variety Early Learning Center Tuition Assistance (NLV)	05D	LMC	\$5,150.00
2013	5	3182	5667854	Variety Early Learning Center Tuition Assistance (NLV)	05D	LMC	\$1,995.00
2013	5	3182	5679839	Variety Early Learning Center Tuition Assistance (NLV)	05D	LMC	\$2,300.00
2013	5	3182	5690514	Variety Early Learning Center Tuition Assistance (NLV)	05D	LMC	\$9,230.00
2013	5	3182	5699551	Variety Early Learning Center Tuition Assistance (NLV)	05D	LMC	\$1,325.00
2013	5	3185	5635860	The Shade Tree for Homeless Women (NLV)	03T	LMC	\$19,469.11
2013	5	3185	5667854	The Shade Tree for Homeless Women (NLV)	03T	LMC	\$15,696.06
2013	5	3185	5690514	The Shade Tree for Homeless Women (NLV)	03T	LMC	\$2,867.72
2013	5	3185	5699551	The Shade Tree for Homeless Women (NLV)	03T	LMC	\$2,895.08
2013	5	3185	5725507	The Shade Tree for Homeless Women (NLV)	03T	LMC	\$2,696.34
2013	5	3186	5635678	Catholic Charities Resident Empowerment Program (NLV)	03T	LMC	\$3,824.24
2013	5	3186	5657161	Catholic Charities Resident Empowerment Program (NLV)	03T	LMC	\$3,901.93
2013	5	3186	5658961	Catholic Charities Resident Empowerment Program (NLV)	03T	LMC	\$323.13
2013	5	3186	5667854	Catholic Charities Resident Empowerment Program (NLV)	03T	LMC	\$4,553.99
2013	5	3186	5679839	Catholic Charities Resident Empowerment Program (NLV)	03T	LMC	\$5,578.35
2013	5	3186	5690514	Catholic Charities Resident Empowerment Program (NLV)	03T	LMC	\$5,593.10
2013	5	3186	5699551	Catholic Charities Resident Empowerment Program (NLV)	03T	LMC	\$3,516.33
2013	5	3186	5725507	Catholic Charities Resident Empowerment Program (NLV)	03T	LMC	\$11,886.93
2013	5	3188	5635678	Women's Development Center Transitional Housing Program (NLV)	03T	LMC	\$12,639.98
2013	5	3188	5647534	Women's Development Center Transitional Housing Program (NLV)	03T	LMC	\$1,741.69
2013	5	3188	5658961	Women's Development Center Transitional Housing Program (NLV)	03T	LMC	\$2,945.02
2013	5	3188	5667854	Women's Development Center Transitional Housing Program (NLV)	03T	LMC	\$2,287.30
2013	5	3188	5679839	Women's Development Center Transitional Housing Program (NLV)	03T	LMC	\$728.42
2013	5	3188	5690514	Women's Development Center Transitional Housing Program (NLV)	03T	LMC	\$3,911.86
2013	5	3188	5699551	Women's Development Center Transitional Housing Program (NLV)	03T	LMC	\$2,086.77
2013	5	3188	5725507	Women's Development Center Transitional Housing Program (NLV)	03T	LMC	\$1,552.23
2013	6	3191	5647534	Rebuilding Together S. NV Housing Rehab (NLV)	14A	LMH	\$98.16
2013	6	3191	5658961	Rebuilding Together S. NV Housing Rehab (NLV)	14A	LMH	\$7,443.61
2013	6	3191	5667854	Rebuilding Together S. NV Housing Rehab (NLV)	14A	LMH	\$9,573.50
2013	6	3191	5690514	Rebuilding Together S. NV Housing Rehab (NLV)	14A	LMH	\$12,309.50
2013	6	3191	5699551	Rebuilding Together S. NV Housing Rehab (NLV)	14A	LMH	\$6,292.68
2013	6	3191	5725507	Rebuilding Together S. NV Housing Rehab (NLV)	14A	LMH	\$6,581.41
Total							\$3,752,968.44

LINE 27 DETAIL: ACTIVITIES INCLUDED IN THE COMPUTATION OF LINE 27

Plan Year	IDIS Project	IDIS Activity	Voucher Number	Activity Name	Matrix Code	National Objective	Drawn Amount
2012	5	3100	5592597	Emergency Aid of Boulder City (BC)	03T	LMC	\$19,310.00
2012	5	3101	5616138	The Shade Tree, Inc. (NLV)	03T	LMC	\$2,968.27
2012	5	3112	5592598	Lend a Hand Transportation (BC)	05A	LMC	\$6,784.00
2012	5	3115	5605656	Valley View Community Cares VV Outreach (NLV)	05D	LMC	\$2,210.58
2012	5	3117	5597072	City of NLV Rec Center Programming (NLV)	05	LMC	\$15,017.08
2012	5	3119	5597072	Boys & Girls Clubs of So.NV. (NLV)	05D	LMC	\$2,879.94
2012	5	3120	5625084	Blind Center Road to Independence (NLV)	05B	LMC	\$3,280.00
2013	5	3175	5699551	Blind Center Road To Independence (NLV)	05B	LMC	\$7,650.00
2013	5	3176	5635678	Boys and Girls Clubs of Southern Nevada Hope and Opportunity (NLV)	05D	LMC	\$4,534.88
2013	5	3176	5647534	Boys and Girls Clubs of Southern Nevada Hope and Opportunity (NLV)	05D	LMC	\$1,642.95
2013	5	3176	5657161	Boys and Girls Clubs of Southern Nevada Hope and Opportunity (NLV)	05D	LMC	\$979.74

2013	5	3176	5667854	Boys and Girls Clubs of Southern Nevada Hope and Opportunity (NLV)	05D	LMC	\$1,043.24
2013	5	3176	5679839	Boys and Girls Clubs of Southern Nevada Hope and Opportunity (NLV)	05D	LMC	\$2,588.71
2013	5	3176	5725507	Boys and Girls Clubs of Southern Nevada Hope and Opportunity (NLV)	05D	LMC	\$4,210.48
2013	5	3177	5646816	Boys and Girls clubs of Las Vegas Great Futures Vision - Formula for Impact (NLV)	05D	LMC	\$2,468.42
2013	5	3177	5647534	Boys and Girls clubs of Las Vegas Great Futures Vision - Formula for Impact (NLV)	05D	LMC	\$3,305.58
2013	5	3177	5657161	Boys and Girls clubs of Las Vegas Great Futures Vision - Formula for Impact (NLV)	05D	LMC	\$2,158.24
2013	5	3177	5667854	Boys and Girls clubs of Las Vegas Great Futures Vision - Formula for Impact (NLV)	05D	LMC	\$2,793.02
2013	5	3177	5679839	Boys and Girls clubs of Las Vegas Great Futures Vision - Formula for Impact (NLV)	05D	LMC	\$6,293.61
2013	5	3177	5699551	Boys and Girls clubs of Las Vegas Great Futures Vision - Formula for Impact (NLV)	05D	LMC	\$2,826.71
2013	5	3177	5725507	Boys and Girls clubs of Las Vegas Great Futures Vision - Formula for Impact (NLV)	05D	LMC	\$5,154.42
2013	5	3178	5647534	Foundation for Positively Kids Medical Daycare and Respite (NLV)	05B	LMC	\$2,582.00
2013	5	3178	5657161	Foundation for Positively Kids Medical Daycare and Respite (NLV)	05B	LMC	\$1,716.90
2013	5	3178	5658961	Foundation for Positively Kids Medical Daycare and Respite (NLV)	05B	LMC	\$2,582.00
2013	5	3178	5667854	Foundation for Positively Kids Medical Daycare and Respite (NLV)	05B	LMC	\$1,967.50
2013	5	3178	5679839	Foundation for Positively Kids Medical Daycare and Respite (NLV)	05B	LMC	\$6,151.60
2013	5	3179	5635678	HELP of Southern Nevada Baby First Services (NLV)	05M	LMC	\$1,902.38
2013	5	3179	5658961	HELP of Southern Nevada Baby First Services (NLV)	05M	LMC	\$1,620.75
2013	5	3179	5667854	HELP of Southern Nevada Baby First Services (NLV)	05M	LMC	\$9,954.45
2013	5	3179	5679839	HELP of Southern Nevada Baby First Services (NLV)	05M	LMC	\$4,270.22
2013	5	3179	5690514	HELP of Southern Nevada Baby First Services (NLV)	05M	LMC	\$924.30
2013	5	3179	5699551	HELP of Southern Nevada Baby First Services (NLV)	05M	LMC	\$5,959.48
2013	5	3181	5657161	Valley View Community Cares Operation Teens Pitch In (NLV)	05D	LMC	\$4,414.33
2013	5	3182	5646816	Variety Early Learning Center Tuition Assistance (NLV)	05D	LMC	\$5,150.00
2013	5	3182	5667854	Variety Early Learning Center Tuition Assistance (NLV)	05D	LMC	\$1,995.00
2013	5	3182	5679839	Variety Early Learning Center Tuition Assistance (NLV)	05D	LMC	\$2,300.00
2013	5	3182	5690514	Variety Early Learning Center Tuition Assistance (NLV)	05D	LMC	\$9,230.00
2013	5	3182	5699551	Variety Early Learning Center Tuition Assistance (NLV)	05D	LMC	\$1,325.00
2013	5	3185	5635860	The Shade Tree for Homeless Women (NLV)	03T	LMC	\$19,469.11
2013	5	3185	5667854	The Shade Tree for Homeless Women (NLV)	03T	LMC	\$15,696.06
2013	5	3185	5690514	The Shade Tree for Homeless Women (NLV)	03T	LMC	\$2,867.72
2013	5	3185	5699551	The Shade Tree for Homeless Women (NLV)	03T	LMC	\$2,895.08
2013	5	3185	5725507	The Shade Tree for Homeless Women (NLV)	03T	LMC	\$2,696.34
2013	5	3186	5635678	Catholic Charities Resident Empowerment Program (NLV)	03T	LMC	\$3,824.24
2013	5	3186	5657161	Catholic Charities Resident Empowerment Program (NLV)	03T	LMC	\$3,901.93
2013	5	3186	5658961	Catholic Charities Resident Empowerment Program (NLV)	03T	LMC	\$323.13
2013	5	3186	5667854	Catholic Charities Resident Empowerment Program (NLV)	03T	LMC	\$4,553.99
2013	5	3186	5679839	Catholic Charities Resident Empowerment Program (NLV)	03T	LMC	\$5,578.35
2013	5	3186	5690514	Catholic Charities Resident Empowerment Program (NLV)	03T	LMC	\$5,593.10
2013	5	3186	5699551	Catholic Charities Resident Empowerment Program (NLV)	03T	LMC	\$3,516.33
2013	5	3186	5725507	Catholic Charities Resident Empowerment Program (NLV)	03T	LMC	\$11,886.93
2013	5	3188	5635678	Women's Development Center Transitional Housing Program (NLV)	03T	LMC	\$12,639.98
2013	5	3188	5647534	Women's Development Center Transitional Housing Program (NLV)	03T	LMC	\$1,741.69
2013	5	3188	5658961	Women's Development Center Transitional Housing Program (NLV)	03T	LMC	\$2,945.02
2013	5	3188	5667854	Women's Development Center Transitional Housing Program (NLV)	03T	LMC	\$2,287.30
2013	5	3188	5679839	Women's Development Center Transitional Housing Program (NLV)	03T	LMC	\$728.42
2013	5	3188	5690514	Women's Development Center Transitional Housing Program (NLV)	03T	LMC	\$3,911.86
2013	5	3188	5699551	Women's Development Center Transitional Housing Program (NLV)	03T	LMC	\$2,086.77

2013	5	3188	5725507	Women's Development Center Transitional Housing Program (NLV)	03T	LMC	\$1,552.23
Total							\$274,841.36

LINE 37 DETAIL: ACTIVITIES INCLUDED IN THE COMPUTATION OF LINE 37

Plan Year	IDIS Project	IDIS Activity	Voucher Number	Activity Name	Matrix Code	National Objective	Drawn Amount
2009	1	2849	5602938	Fair Housing	21D		\$10,861.56
2011	28	3031	5591705	Clark County CDBG Administration	21A		\$45,164.71
2011	28	3031	5591706	Clark County CDBG Administration	21A		\$51,134.04
2011	28	3031	5592600	Clark County CDBG Administration	21A		\$263.18
2011	28	3031	5597082	Clark County CDBG Administration	21A		\$972.00
2011	28	3031	5604183	Clark County CDBG Administration	21A		\$764.20
2011	28	3031	5604427	Clark County CDBG Administration	21A		\$630.72
2011	28	3031	5604893	Clark County CDBG Administration	21A		\$475.00
2011	28	3031	5608024	Clark County CDBG Administration	21A		\$100.80
2011	28	3031	5608025	Clark County CDBG Administration	21A		\$62,150.98
2011	28	3031	5612951	Clark County CDBG Administration	21A		\$260.09
2011	28	3031	5613830	Clark County CDBG Administration	21A		\$1,010.99
2011	28	3031	5614813	Clark County CDBG Administration	21A		\$187.80
2011	28	3031	5616846	Clark County CDBG Administration	21A		\$147.80
2011	28	3031	5616847	Clark County CDBG Administration	21A		\$54,451.63
2011	28	3031	5623957	Clark County CDBG Administration	21A		\$1,258.21
2011	28	3031	5634388	Clark County CDBG Administration	21A		\$5,136.33
2011	28	3031	5634903	Clark County CDBG Administration	21A		\$2,055.48
2011	28	3031	5634904	Clark County CDBG Administration	21A		\$94,734.86
2011	28	3031	5635685	Clark County CDBG Administration	21A		\$5.49
2011	28	3031	5643053	Clark County CDBG Administration	21A		\$3,689.08
2011	28	3031	5649663	Clark County CDBG Administration	21A		\$75,429.54
2011	28	3031	5649667	Clark County CDBG Administration	21A		\$373.57
2011	28	3031	5653979	Clark County CDBG Administration	21A		\$382.57
2011	28	3031	5656328	Clark County CDBG Administration	21A		\$905.00
2011	28	3031	5659791	Clark County CDBG Administration	21A		\$1,164.79
2011	28	3031	5661901	Clark County CDBG Administration	21A		\$56,692.37
2011	28	3031	5665001	Clark County CDBG Administration	21A		\$2,289.91
2011	28	3031	5669172	Clark County CDBG Administration	21A		\$142.00
2011	28	3031	5671379	Clark County CDBG Administration	21A		\$39,020.62
2011	28	3031	5674470	Clark County CDBG Administration	21A		\$300.36
2011	28	3031	5674898	Clark County CDBG Administration	21A		\$2,108.99
2011	28	3031	5678006	Clark County CDBG Administration	21A		\$1,554.13
2011	28	3031	5679423	Clark County CDBG Administration	21A		\$753.09
2011	28	3031	5685326	Clark County CDBG Administration	21A		\$22,808.31
2011	28	3031	5698382	Clark County CDBG Administration	21A		\$26,694.05
2012	2	3105	5602938	Fair Housing Activities	21D		\$18,644.33
2012	2	3105	5656329	Fair Housing Activities	21D		\$46,795.00
2012	2	3105	5691268	Fair Housing Activities	21D		\$31,918.77
2012	2	3106	5616138	NLV CDBG Administration (NLV)	21A		\$159,835.26
2012	2	3106	5656613	NLV CDBG Administration (NLV)	21A		\$32,784.15
2012	2	3106	5657160	NLV CDBG Administration (NLV)	21A		\$7,757.32
2013	2	3162	5690505	Clark County CDBG Administration	21A		\$109.51
2013	2	3162	5691832	Clark County CDBG Administration	21A		\$550.00
2013	2	3162	5695273	Clark County CDBG Administration	21A		\$1,208.33
2013	2	3162	5698383	Clark County CDBG Administration	21A		\$65,395.54
2013	2	3162	5699536	Clark County CDBG Administration	21A		\$519.05
2013	2	3162	5715606	Clark County CDBG Administration	21A		\$50,197.50
2013	2	3162	5715607	Clark County CDBG Administration	21A		\$2,797.76
2013	2	3164	5667854	North Las Vegas CDBG Administration	21A		\$147,609.39
2013	2	3164	5679839	North Las Vegas CDBG Administration	21A		\$51,907.64
2013	2	3164	5690514	North Las Vegas CDBG Administration	21A		\$64,035.36
2013	2	3164	5699551	North Las Vegas CDBG Administration	21A		\$13,640.97
Total							\$1,261,780.13

APPENDIX C: CDBG GRANTEE PERFORMANCE REPORT



U.S. Department of Housing and Urban Development
 Office of Community Planning and Development
 Integrated Disbursement and Information System
 CDBG Activity Summary Report (GPR) for Program Year 2013
 CLARK COUNTY

Date: 24-Sep-
 Time: 11:24
 Page: 1

PGM Year: 2005
Project: 0093 - NORTH VALLEY LOT PURCHASE
IDIS Activity: 2671 - NORTH VALLEY LOTS PURCHASE

Status: Canceled 9/3/2014 12:00:00 AM **Objective:** Create suitable living environments
Location: NORTHWEST CORNER OF CAREY & WEST NORTH LAS VEGAS, NV 89030 **Outcome:** Availability/accessibility
Matrix Code: Acquisition of Real Property (01) **National Objective:** LMC

Initial Funding Date: 09/25/2008

Description:
 This project involves the purchase of six vacant lots from the now defunct Housing Authority of the City of North Las Vegas (HACNLV) for the new construction of single family homes by Habitat for Humanity. This project was initially going to be for a day care facility but the location is not suitable for this activity.
 Aug 2013:A health care clinic is planned for the property. City is actively seeking partners for this project and plans to put out an RFP in October 2013.

Financing
 No data returned for this view. This might be because the applied filter excludes all data.

Proposed Accomplishments

Actual Accomplishments

<i>Number assisted:</i>	Owner		Renter		Total		Person	
	Total	Hispanic	Total	Hispanic	Total	Hispanic	Total	Hispani
White:	0	0	0	0	0	0		0
Black/African American:	0	0	0	0	0	0	0	0
Asian:	0	0	0	0	0	0	0	0
American Indian/Alaskan Native:	0	0	0	0	0	0	0	0
Native Hawaiian/Other Pacific Islander:	0	0	0	0	0	0	0	0
American Indian/Alaskan Native & White:	0	0	0	0	0	0	0	0
Asian White:	0	0	0	0	0	0	0	0
Black/African American & White:	0	0	0	0	0	0	0	0
American Indian/Alaskan Native & Black/African American:	0	0	0	0	0	0	0	0
Other multi-racial:	0	0	0	0	0	0	0	0
Asian/Pacific Islander:	0	0	0	0	0	0	0	0
Hispanic:	0	0	0	0	0	0	0	0
Total:	0	0	0	0	0	0	0	0
Female-headed Households:	0		0		0			

Income Catearv:

	Owner	Renter	Total	Person
Extremely Low	0	0	0	0
Low Mod	0	0	0	0
Moderate	0	0	0	0
Non Low Moderate	0	0	0	0
Total	0	0	0	0
Percent Low/Mod				

Annual Accomplishments

Years	Accomplishment Narrative	# Benefitting
2008	Lot purchases complete. No construction has yet begun.	
2009	Completed purchase of 6 lots from teh Housing Authority of the City of North Las Vegas for development of a child care center. Will close once facility constructed and beneficiaries counted.	
2010	The lots are being developed as affordable housing by Habitat for Humanity. The conveyance of the 6 lots at Carey and West was on the 6/06 City Counsel agenda as well as another agenda item allocating HOME funds to the same for pre-development costs. Habitat is rearranging the development start dates to assist North Las Vegas in getting all of these projects moving quickly.	
2011	The conveyance of the 6 lots at Carey and West was on the 6/06 City Counsel agenda as well as another agenda item allocating HOME funds to the same for pre-development costs. Habitat is rearranging the development start dates to assist North Las Vegas in getting all of these projects moving quickly.	
2012	Originally purchased for new construction of single family homes. That project proved to be infeasible. New project proposed for the site is a small neighborhood health center that will not only provide health services but will also provide health service provider training. A community survey was completed that indicated that health care and job training were the top priorities. Update Aug 2013: A health care clinic is planned for the property. City is actively seeking partners for this project and plans to put out an RFP in October 2013.	

2013 Moved draw of \$94,793.69 to IDIS #2673 to reflect reality that this is one project. Canceled this activity #.

PGM Year: 2007
Project: 0055 - NORTH VALLEY LOTS PURCHASE
IDIS Activity: 2673 - NORTH VALLEY LOTS PURCHASE

Status: Open Objective: Create suitable living environments
 Location: NORTHWEST CORNER OF CAREY & WEST NORTH LAS VEGAS, NV 89030 Outcome: Availability/accessibility
 Matrix Code: Acquisition of Real Property (01) National Objective: LMC

Initial Funding Date: 09/25/2008

Description:
 PURCHASE OF 6 LOTS FROM HACNLV FOR DEVELOPMENT OF A CHILD CARE CENTER. The project has changed to the construction of a neighborhood health center on the site.

Financing

Grant Year	Grant	Fund Type	Funded Amount	Drawn In Program Year	Drawn Thru Program Year
Pre-2015		EN	\$164,000.00	\$0.00	\$164,000.00
Total			\$164,000.00	\$0.00	\$164,000.00

Proposed Accomplishments

Actual Accomplishments

<i>Number assisted:</i>	Owner		Renter		Total		Person	
	Total	Hispanic	Total	Hispanic	Total	Hispanic	Total	Hispani
White:	0	0	0	0	0	0		0
Black/African American:	0	0	0	0	0	0	0	0
Asian:	0	0	0	0	0	0	0	0
American Indian/Alaskan Native:	0	0	0	0	0	0	0	0
Native Hawaiian/Other Pacific Islander:	0	0	0	0	0	0	0	0
American Indian/Alaskan Native & White:	0	0	0	0	0	0	0	0
Asian White:	0	0	0	0	0	0	0	0
Black/African American & White:	0	0	0	0	0	0	0	0
American Indian/Alaskan Native & Black/African American:	0	0	0	0	0	0	0	0
Other multi-racial:	0	0	0	0	0	0	0	0
Asian/Pacific Islander:	0	0	0	0	0	0	0	0
Hispanic:	0	0	0	0	0	0	0	0
Total:	0	0	0	0	0	0	0	0
Female-headed Households:	0		0		0			

Income Category:

	Owner	Renter	Total	Person
Extremely Low	0	0	0	0
Low Mod	0	0	0	0
Moderate	0	0	0	0
Non Low Moderate	0	0	0	0
Total	0	0	0	0
Percent Low/Mod				

Annual Accomplishments

Years	Accomplishment Narrative	# Benefitting
2008	Lot purchases complete. No construction has yet begun.	
2009	Completed purchase of 6 lots from the Housing Authority of the City of North Las Vegas for development of a child care center. Will close once facility constructed and beneficiaries counted.	
2010	Project changed from child care center to housing. Once soil remediation takes place, lots will be conveyed to Habitat for Humanity for construction of single family homes.	
2011	The lots are being developed as affordable housing by Habitat for Humanity. The conveyance of the 6 lots at Carey and West was on the 6/06 City Counsel agenda as well as another agenda item allocating HOME funds to the same for pre-development costs. Habitat is rearranging the development start dates to assist North Las Vegas in getting all of these projects moving quickly.	
2013	Moved draw from IDIS #2671 of \$94,793.69 to IDIS #2673 to reflect reality that this is one project. Canceled that activity #. North Las Vegas has plans to convey the property to Searchlight Health Care for them to construct a health clinic on the site.	

PGM Year: 2005

Project: 0094 - NLV Colton & Brazil

IDIS Activity: 2755 - NLV Colton & Brazil Property Acq 05

Status: Completed 8/18/2014 12:00:00 AM
Location: 2805 E Colton Ave North Las Vegas, NV 89030-4500

Objective: Create suitable living environments
Outcome: Availability/accessibility
Matrix Code: Acquisition of Real Property (01) National Objective: LMH

Initial Funding Date: 04/21/2009

Description:
PROPERTY ACQUISITION TO BUILD 6 SINGLE FAMILY HOMES IN NLV ON LAND PURCHASED FROM HOUSING AUTHORITY OF THE CITY OF NORTH LAS VEGAS. HOMES WILL BE CONSTRUCTED BY HABITAT FOR HUMANITY.

May 25, 2012 - Project #3016 was originally set up as Colton & Brazil but should have been part of #2755 as all of these lots are being developed as single family homes by Habitat for Humanity after soils remediation by NLV. #3016 funds and draws moved to #2755 and #3016 is canceled.

Activity #2755 (2005) NLV Colton & Brazil - All soil remediation is complete and property is secure, ready for vertical construction. Funding provided by North Las Vegas CDBG

Financing

Grant Year	Grant	Fund Type	Funded Amount	Drawn In Program Year	Drawn Thru Program Year
Pre-2015		EN	\$170,056.36	\$0.00	\$170,056.36
		PI	\$39,596.87	\$0.00	\$39,596.87
Total			\$209,653.23	\$0.00	\$209,653.23

Proposed Accomplishments

Housing Units : 6

Actual Accomplishments

Number assisted:

	Owner		Renter		Total		Person	
	Total	Hispanic	Total	Hispanic	Total	Hispanic	Total	Hispani
White:	1	1	0	0	1	1	0	0
Black/African American:	5	0	0	0	5	0	0	0
Asian:	0	0	0	0	0	0	0	0
American Indian/Alaskan Native:	0	0	0	0	0	0	0	0
Native Hawaiian/Other Pacific Islander:	0	0	0	0	0	0	0	0
American Indian/Alaskan Native & White:	0	0	0	0	0	0	0	0
Asian White:	0	0	0	0	0	0	0	0
Black/African American & White:	0	0	0	0	0	0	0	0
American Indian/Alaskan Native & Black/African American:	0	0	0	0	0	0	0	0
Other multi-racial:	0	0	0	0	0	0	0	0
Asian/Pacific Islander:	0	0	0	0	0	0	0	0
Hispanic:	0	0	0	0	0	0	0	0
Total:	6	1	0	0	6	1	0	0

Female-headed Households: 3 0 3

Income Category:

	Owner	Renter	Total	Person
Extremely Low	0	0	0	0
Low Mod	2	0	2	0
Moderate	4	0	4	0
Non Low Moderate	0	0	0	0

Total	6	0	6	0
Percent Low/Mod	100.0%		100.0%	

Annual Accomplishments

Years	Accomplishment Narrative	# Benefitting
2008	Funds budgeted for the acquisition of property at East Colton Avenue and Brazil not yet expended.	
2009	Lots purchase and conveyed to Habitat for Humanity to construct single family homes. Soil remediation not yet completed.	
2010	Soil remediation not yet completed as awaiting approval from NLV Planning. Cannot close project until homes complete and beneficiaries counted.	
2011	All soil remediation is complete and property is secure, ready for vertical construction. Funding provided by North Las Vegas CDBG funds. Offsite: Habitat is going through the procurement process and coordinating with sub contractors for expected completion date of August 2012. Vertical construction will start July 2012 with a completion date of June of 2013. Funding will be provided by Habitat for Humanity Sponsors.	
2012	Aug 2013: Vertical construction is underway with a completion date of December 2013 projected. Owners are already in place providing sweat equity as part of Habitat for Humanity's program. Two houses are occupied.	
2013	All houses are now complete and occupied.	

PGM Year:	2003
Project:	0121 - NLV Property Acquisition - Habitat for Humanity Single Family Homes (Bluff, Hartl)
IDIS Activity:	2843 - NLV Property Acquisition - 1731 Bluff/1929 Hart

Status:	Completed 6/11/2014 12:00:00 AM	Objective:	Provide decent affordable housing
Location:	1731 Bluff Ave N Las Vegas, NV 89032-3702	Outcome:	Affordability
		Matrix Code:	Acquisition of Real Property (01) National Objective: LMC

Initial Funding Date: 11/06/2009

Description:

Funds will be used to purchase 2 vacant lots for the purpose of redeveloping the sites for single family homes. All of the housing construction will be undertaken by Habitat for Humanity.

Original funding came from 2003 but project wasnt funded until 2009. Two vacant lots are being redeveloped with Habitat for Humanity housing. At 1929 Hart Ave - Home is now complete and occupied. Funding for construction was provided by Habitat for Humanity Sponsors. At 1731 Bluff Ave - All soil remediation and offsite work is complete funded by NLV. The foundation and the Block Wall securing the property is in place. Expected Certificate of occupancy date is 11152012. Funding for building is provided by Habitat for Humanity Sponsors.

Aug 2013: Bluff site house built and completed. Sold to lowmod first time homebuyer. Second property buyer fell through and no other buyer could be identified.

Neighborhood Housing Services of SN, a local non-profit, will be signing a purchase agreement with Habitat for Humanity to purchase the house upon completion of construction. The house is estimated to be completed before the end of 2013. NHS will be using CDBG dollars that are allocated to them for an AcqRehabResale program as well as funding from Wells Fargo. They will sell the property upon completion to an eligible lowmod household. If they are unable to sell it within four months, they will rent the property to an eligible lowmod household as is designated in their agreement with the City of North Las Vegas. Clark County will try to separate the two houses in IDIS and separate the draw so that the property that is complete can be reported and the unfinished property can be tracked separately. Disappeared off of remediation list as NLV spent \$133,317.79 in 2012 to complete project. Funds have paid for acquisition remediation off-sites, not for construction of housing which is being paid for by Habitat.

Financing

Grant Year	Grant	Fund Type	Funded Amount	Drawn In Program Year	Drawn Thru Program Year
Pre-2015		PI	\$93,850.55	\$0.00	\$93,850.55
Total			\$93,850.55	\$0.00	\$93,850.55

Proposed Accomplishments

People (General) : 2

Actual Accomplishments

Number assisted:

	Owner		Renter		Total		Person	
	Total	Hispanic	Total	Hispanic	Total	Hispanic	Total	Hispani
White:	0	0	0	0	0	0	7	7
Black/African American:	0	0	0	0	0	0	3	0
Asian:	0	0	0	0	0	0	0	0
American Indian/Alaskan Native:	0	0	0	0	0	0	0	0
Native Hawaiian/Other Pacific Islander:	0	0	0	0	0	0	0	0
American Indian/Alaskan Native & White:	0	0	0	0	0	0	0	0
Asian White:	0	0	0	0	0	0	0	0
Black/African American & White:	0	0	0	0	0	0	0	0
American Indian/Alaskan Native & Black/African American:	0	0	0	0	0	0	0	0
Other multi-racial:	0	0	0	0	0	0	0	0
Asian/Pacific Islander:	0	0	0	0	0	0	0	0
Hispanic:	0	0	0	0	0	0	0	0
Total:	0	0	0	0	0	0	10	7
Female-headed Households:	0		0		0			

Income Category:

	Owner	Renter	Total	Person
Extremely Low	0	0	0	3
Low Mod	0	0	0	7
Moderate	0	0	0	0
Non Low Moderate	0	0	0	0
Total	0	0	0	10
Percent Low/Mod				100.0%

Annual Accomplishments

Years	Accomplishment Narrative	# Benefitting
2009	Used CDBG funds to purchase 2 parcels for the development of 2 new housing units. Lots conveyed to Habitat for Humanity to construct single	
2010	Completed construction on 1929 Hart and home is occupied. 1731 Bluff Avenue - All soil remediation and offsite work is complete. Foundationa	
2011	Original funding came from 2003 but project wasn't funded until 2009. Two vacant lots are being redeveloped with Habitat for Humanity	
2012	Bluff site house built and completed.	
2013	1731 Bluff constructed and sold to 7 person household.	

PGM Year: 2009

Project: 0001 - Fair Housing Activities

IDIS Activity: 2849 - Fair Housing

Status: Completed 10/22/2013 12:00:00 AM

Location: ,

Objective:

Outcome:

Matrix Code: Fair Housing Activities (subject to

National Objective:

Initial Funding Date: 11/18/2009

Description:

Funds awarded to and expended by Silver State Fair Housing Council to provide fair housing services for Clark County, Boulder City and Mesquite.

Financing

Grant Year	Grant	Fund Type	Funded Amount	Drawn In Program Year	Drawn Thru Program Year
Pre-2015		EN	\$65,000.00	\$10,861.56	\$65,000.00
Total			\$65,000.00	\$10,861.56	\$65,000.00

Proposed Accomplishments

Actual Accomplishments

Number assisted:

	Owner		Renter		Total		Person	
	Total	Hispanic	Total	Hispanic	Total	Hispanic	Total	Hispani
White:					0	0		-
Black/African American:					0	0		
Asian:					0	0		
American Indian/Alaskan Native:					0	0		
Native Hawaiian/Other Pacific Islander:					0	0		
American Indian/Alaskan Native & White:					0	0		
Asian White:					0	0		
Black/African American & White:					0	0		
American Indian/Alaskan Native & Black/African American:					0	0		
Other multi-racial:					0	0		
Asian/Pacific Islander:					0	0		
Hispanic:					0	0		
Total:	0	0	0	0	0	0	0	0

Female-headed Households:

0

Income Category:

	Owner	Renter	Total	Person
Extremely Low			0	
Low Mod			0	
Moderate			0	
Non Low Moderate			0	
Total	0	0	0	0
Percent Low/Mod				

Annual Accomplishments

No data returned for this view. This might be because the applied filter excludes all data.

PGM Year: 2010
Project: 0026 - Mesquite Recreation Park Improvements (MS)
IDIS Activity: 2977 - Mesquite Recreation Park Improvements

Status: Open Objective: Create suitable living environments
 Location: 100 E Old Mill Rd Mesquite, NV 89027-4787 Outcome: Availability/accessibility
 Matrix Code: Parks, Recreational Facilities National Objective: LMA

Initial Funding Date: 10/04/2010

Description:
 Funds will be used to make improvements to the recreation park in census tract 56.07 in Mesquite. Phase One, Senior Center landscaping improvements, was completed in 2011.

Financing

Grant Year	Grant	Fund Type	Funded Amount	Drawn In Program Year	Drawn Thru Program Year
Pre-2015		EN	\$311,005.11	\$0.00	\$138,931.53
		PI	\$19,800.00	\$0.00	\$19,800.00
Total			\$330,805.11	\$0.00	\$158,731.53

Proposed Accomplishments

Public Facilities : 1
 Total Population in Service Area: 3,371
 Census Tract Percent Low / Mod: 53.60

Annual Accomplishments

Years	Accomplishment Narrative	# Benefitting
2010	The parks project in Mesquite is currently under design and the Environmental Review is underway.	
2012	Phase One, Senior Center landscaping improvements, was completed in 2011.	
2013	Splash pad project back out to bid with bid opening end of September. Construction scheduled for to begin November 2014.	

PGM Year: 2010
Project: 0040 - NHSSN North Valley Acq/Rehab/Resale Program
IDIS Activity: 2993 - NLV North Valley Acq/Rehab/Resale Program

Status: Open Objective: Create suitable living environments
 Location: 2266 Civic Center Dr North Las Vegas, NV 89030-6307 Outcome: Availability/accessibility
 Matrix Code: Acquisition for Rehabilitation National Objective: LMH

Initial Funding Date: 10/04/2010

Description:

Funds will be used to help revitalize a 40-block area by purchasing available houses and either rehabilitating the properties or rebuilding on the sites. CDBG funds will be used to aid in the acquisition of these properties.

Financing

Grant Year	Grant	Fund Type	Funded Amount	Drawn In Program Year	Drawn Thru Program Year
Pre-2015		EN	\$200,000.00	\$5,000.00	\$19,646.23
Total			\$200,000.00	\$5,000.00	\$19,646.23

Proposed Accomplishments

Housing Units : 19

Actual Accomplishments

Number assisted:

	Owner		Renter		Total		Person	
	Total	Hispanic	Total	Hispanic	Total	Hispanic	Total	Hispani
White:	0	0	0	0	0	0	0	0
Black/African American:	0	0	0	0	0	0	0	0
Asian:	0	0	0	0	0	0	0	0
American Indian/Alaskan Native:	0	0	0	0	0	0	0	0
Native Hawaiian/Other Pacific Islander:	0	0	0	0	0	0	0	0
American Indian/Alaskan Native & White:	0	0	0	0	0	0	0	0
Asian White:	0	0	0	0	0	0	0	0
Black/African American & White:	0	0	0	0	0	0	0	0
American Indian/Alaskan Native & Black/African American:	0	0	0	0	0	0	0	0
Other multi-racial:	0	0	0	0	0	0	0	0
Asian/Pacific Islander:	0	0	0	0	0	0	0	0
Hispanic:	0	0	0	0	0	0	0	0
Total:	0	0	0	0	0	0	0	0

Female-headed Households:

0 0 0

Income Category:

	Owner	Renter	Total	Person
Extremely Low	0	0	0	0
Low Mod	0	0	0	0
Moderate	0	0	0	0
Non Low Moderate	0	0	0	0
Total	0	0	0	0
Percent Low/Mod				

Annual Accomplishments

Years	Accomplishment Narrative	# Benefitting
2010	Agreement between NLV and NHS is under review and should be signed in Fall 2011 with work beginning immediately following.	

Total: 0 0 0 0 0 0 0 0 0

Female-headed Households: 0 0 0

Income Category:

	Owner	Renter	Total	Person
Extremely Low	0	0	0	0
Low Mod	0	0	0	0
Moderate	0	0	0	0
Non Low Moderate	0	0	0	0
Total	0	0	0	0
Percent Low/Mod				

Annual Accomplishments

Years	Accomplishment Narrative	# Benefitting
2010	Assisted NPHY to purchase a second building on Shirley Street to provide administrative offices as well as program space for homeless youth program.	
2011	Purchased building and now working on rehab design.	
2012	Project has been changed since the purchase of the two properties for use by Nevada Partnership for Homeless Youth. This building will now	
2013	Construction underway.	

PGM Year:	2010
Project:	0045 - NLV Emergency Repair Program
IDIS Activity:	3000 - NLV Emergency Repair Program

Status: Open Objective: Create suitable living environments
 Location: 501 Miller Ave N Las Vegas, NV 89030-8616 Outcome: Availability/accessibility
 Matrix Code: Rehab; Single-Unit Residential National Objective: LMH

Initial Funding Date: 09/28/2010

Description:
 Funds will be used to provide emergency repairs primarily to Seniors and disabled homeowners.

Financing

Grant Year	Grant	Fund Type	Funded Amount	Drawn In Program Year	Drawn Thru Program Year
Pre-2015		EN	\$116,245.00	\$13,810.00	\$78,185.68
Total			\$116,245.00	\$13,810.00	\$78,185.68

Proposed Accomplishments

Housing Units : 16

Actual Accomplishments

<i>Number assisted:</i>	Owner		Renter		Total		Person	
	Total	Hispanic	Total	Hispanic	Total	Hispanic	Total	Hispani
White:	7	1	0	0	7	1	0	0

Black/African American:	11	0	0	0	11	0	0	0
Asian:	0	0	0	0	0	0	0	0
American Indian/Alaskan Native:	0	0	0	0	0	0	0	0
Native Hawaiian/Other Pacific Islander:	0	0	0	0	0	0	0	0
American Indian/Alaskan Native & White:	0	0	0	0	0	0	0	0
Asian White:	0	0	0	0	0	0	0	0
Black/African American & White:	1	0	0	0	1	0	0	0
American Indian/Alaskan Native & Black/African American:	0	0	0	0	0	0	0	0
Other multi-racial:	5	4	0	0	5	4	0	0
Asian/Pacific Islander:	0	0	0	0	0	0	0	0
Hispanic:	0	0	0	0	0	0	0	0
Total:	24	5	0	0	24	5	0	0

Female-headed Households: 2 0 2

Income Category:

	Owner	Renter	Total	Person
Extremely Low	2	0	2	0
Low Mod	22	0	22	0
Moderate	0	0	0	0
Non Low Moderate	0	0	0	0
Total	24	0	24	0
Percent Low/Mod	100.0%		100.0%	

Annual Accomplishments

Years	Accomplishment Narrative	# Benefitting
2010	No funds expended in FY 2010. Prior year funds being used first.	
2011	Provided emergency repairs to 17 low-income households in North Las Vegas.	
2012	Paid bills for projects counted last year.	
2013	Assisted six households with emergency repair using \$13,810.	

PGM Year: 2011

Project: 0028 - Clark County CDBG Administration

IDIS Activity: 3031 - Clark County CDBG Administration

Status: Completed 6/18/2014 12:00:00 AM Objective:

Location: , Outcome:

Matrix Code: General Program Administration National Objective:

Initial Funding Date: 11/08/2011

Description:
Funds will be used to administer community development activities in Clark County

Financing

Grant Year	Grant	Fund Type	Funded Amount	Drawn In Program Year	Drawn Thru Program Year
Pre-2015		EN	\$1,100,000.00	\$555,212.69	\$1,100,000.00
Total			\$1,100,000.00	\$555,212.69	\$1,100,000.00

Proposed Accomplishments

Actual Accomplishments

Number assisted:

	Owner		Renter		Total		Person	
	Total	Hispanic	Total	Hispanic	Total	Hispanic	Total	Hispani
White:					0	0		
Black/African American:					0	0		
Asian:					0	0		
American Indian/Alaskan Native:					0	0		
Native Hawaiian/Other Pacific Islander:					0	0		
American Indian/Alaskan Native & White:					0	0		
Asian White:					0	0		
Black/African American & White:					0	0		
American Indian/Alaskan Native & Black/African American:					0	0		
Other multi-racial:					0	0		
Asian/Pacific Islander:					0	0		
Hispanic:					0	0		
Total:	0	0	0	0	0	0	0	0
Female-headed Households:					0			

Income Catearv:

	Owner	Renter	Total	Person
Extremely Low			0	
Low Mod			0	
Moderate			0	
Non Low Moderate			0	
Total	0	0	0	0
Percent Low/Mod				

Annual Accomplishments

No data returned for this view. This might be because the applied filter excludes all data.

PGM Year: 2011
Project: 0035 - NLV CDBG Administration
IDIS Activity: 3032 - NLV CDBG Administration

Status: Completed 1/27/2014 12:00:00 AM

Location: ,

Objective:

Outcome:

Matrix Code: General Program Administration

National Objective:

Initial Funding Date: 11/08/2011

Description:

Funds will be used to administer the CDBG program in North Las Vegas

Financing

Grant Year	Grant	Fund Type	Funded Amount	Drawn In Program Year	Drawn Thru Program Year
Pre-2015		EN	\$266,920.88	\$0.00	\$266,920.88
Total			\$266,920.88	\$0.00	\$266,920.88

Proposed Accomplishments

Actual Accomplishments

Number assisted:

	Owner		Renter		Total		Person	
	Total	Hispanic	Total	Hispanic	Total	Hispanic	Total	Hispani
White:					0	0		
Black/African American:					0	0		
Asian:					0	0		
American Indian/Alaskan Native:					0	0		
Native Hawaiian/Other Pacific Islander:					0	0		
American Indian/Alaskan Native & White:					0	0		
Asian White:					0	0		
Black/African American & White:					0	0		
American Indian/Alaskan Native & Black/African American:					0	0		
Other multi-racial:					0	0		
Asian/Pacific Islander:					0	0		
Hispanic:					0	0		
Total:	0	0	0	0	0	0	0	0

Female-headed Households:

0

Income Catearv:

	Owner	Renter	Total	Person
Extremely Low			0	
Low Mod			0	
Moderate			0	
Non Low Moderate			0	
Total	0	0	0	0
Percent Low/Mod				

Annual Accomplishments

2012 ADA Sidewalk improvements including removal of barriers and installation of ramps is currently underway. The 12/13 ADA project completed 43 sidewalk ramps with spandrels and 12 sidewalk ramps w/o spandrels. They slightly exceeded their bid plan projections of 43 w/spandrels and 8 w/o.

PGM Year: 2011
Project: 0029 - Parkdale Rec Center Improvements/Expansion
IDIS Activity: 3070 - Parkdale Rec Center Improvements

Status: Completed 10/10/2013 12:00:00 AM **Objective:** Create suitable living environments
Location: 3200 Ferndale St Las Vegas, NV 89121-2713 **Outcome:** Availability/accessibility
Matrix Code: Parks, Recreational Facilities **National Objective:** LMA

Initial Funding Date: 11/28/2011

Description:

Funds will be used to pay for the design of improvements and the expansion of the Parkdale Recreation Center. A pre-construction meeting was held November 28th. Savi Construction is awaiting for demolition permit to be issued, followed by a notice to proceed by RPM. Current furnishings in the existing facility to be later demolished is expected to be moved on December 10th to a storage area. Mover has been selected by RPM. Demo notice to proceed is expected by mid-December with construction notice to proceed expected in early January 2013. May/June 2013 - construction underway. May/June - project under construction.

Financing

Grant Year	Grant	Fund Type	Funded Amount	Drawn In Program Year	Drawn Thru Program Year
Pre-2015		EN	\$3,306,222.78	\$1,025,821.13	\$3,306,222.78
Total			\$3,306,222.78	\$1,025,821.13	\$3,306,222.78

Proposed Accomplishments

Public Facilities : 1
 Total Population in Service Area: 15,166
 Census Tract Percent Low / Mod: 56.90

Annual Accomplishments

Years	Accomplishment Narrative	# Benefitting
2011	Design is complete and project will be out to bid in September 2012.	
2012	Construction is underway.	
2013	All funds from FY 2011 have been expended. Construction is 70% complete. FY 2013 funds will be used to pay for the rest of construction.	

PGM Year: 2012
Project: 0005 - B Public Services
IDIS Activity: 3100 - Emergency Aid of Boulder City (BC)

Status: Completed 6/30/2013 12:00:00 AM **Objective:** Provide decent affordable housing
Location: 600 Nevada Hwy Boulder City, NV 89005-2421 **Outcome:** Availability/accessibility
Matrix Code: Operating Costs of **National Objective:** LMC

Initial Funding Date: 09/13/2012

Description:

Funds will be used to provide rental and utility assistance to families facing homelessness in Boulder City. Also funded with ESG.

Financing

Grant Year	Grant	Fund Type	Funded Amount	Drawn In Program Year	Drawn Thru Program Year
Pre-2015		EN	\$19,310.00	\$19,310.00	\$19,310.00
Total			\$19,310.00	\$19,310.00	\$19,310.00

Proposed Accomplishments

People (General) : 100

Actual Accomplishments

Number assisted:

	Owner		Renter		Total		Person	
	Total	Hispanic	Total	Hispanic	Total	Hispanic	Total	Hispani
White:	0	0	0	0	0	0	103	9
Black/African American:	0	0	0	0	0	0	0	0
Asian:	0	0	0	0	0	0	0	0
American Indian/Alaskan Native:	0	0	0	0	0	0	0	0
Native Hawaiian/Other Pacific Islander:	0	0	0	0	0	0	3	0
American Indian/Alaskan Native & White:	0	0	0	0	0	0	0	0
Asian White:	0	0	0	0	0	0	0	0
Black/African American & White:	0	0	0	0	0	0	0	0
American Indian/Alaskan Native & Black/African American:	0	0	0	0	0	0	0	0
Other multi-racial:	0	0	0	0	0	0	0	0
Asian/Pacific Islander:	0	0	0	0	0	0	0	0
Hispanic:	0	0	0	0	0	0	0	0
Total:	0	0	0	0	0	0	106	9

Female-headed Households: 0 0 0

Income Catearv:

	Owner	Renter	Total	Person
Extremely Low	0	0	0	56
Low Mod	0	0	0	43
Moderate	0	0	0	7
Non Low Moderate	0	0	0	0
Total	0	0	0	106
Percent Low/Mod				100.0%

Annual Accomplishments

Years	Accomplishment Narrative	# Benefitting
2012	Provided emergency rent and utility assistance to income-eligible Boulder City residents. Will close project once final payment made.	
2013	Provided homeless prevention in Boulder City. Beneficiaries counted in FY 2012 CAPER. Final bills paid in FY 2013.	

PGM Year: 2012

Project: 0005 - B Public Services
IDIS Activity: 3101 - The Shade Tree, Inc. (NLV)

Status: Completed 10/14/2013 12:00:00 AM
Location: 1 W Owens Ave N Las Vegas, NV 89030-6865

Objective: Create suitable living environments
Outcome: Availability/accessibility
Matrix Code: Operating Costs of ...
National Objective: LMC

Initial Funding Date: 09/13/2012

Description:
 Funds will be used to pay for operations at the Shade Tree Emergency Shelter, to meet the needs of abused or homeless women, both with and without children.

Financing

Grant Year	Grant	Fund Type	Funded Amount	Drawn In Program Year	Drawn Thru Program Year
Pre-2015		EN	\$35,771.00	\$2,968.27	\$35,771.00
Total			\$35,771.00	\$2,968.27	\$35,771.00

Proposed Accomplishments

People (General) : 3,300

Actual Accomplishments

Number assisted:

	Owner		Renter		Total		Person	
	Total	Hispanic	Total	Hispanic	Total	Hispanic	Total	Hispani
White:	0	0	0	0	0	0	2,691	626
Black/African American:	0	0	0	0	0	0	2,319	166
Asian:	0	0	0	0	0	0	74	8
American Indian/Alaskan Native:	0	0	0	0	0	0	37	5
Native Hawaiian/Other Pacific Islander:	0	0	0	0	0	0	126	5
American Indian/Alaskan Native & White:	0	0	0	0	0	0	20	0
Asian White:	0	0	0	0	0	0	38	0
Black/African American & White:	0	0	0	0	0	0	209	20
American Indian/Alaskan Native & Black/African American:	0	0	0	0	0	0	46	0
Other multi-racial:	0	0	0	0	0	0	194	161
Asian/Pacific Islander:	0	0	0	0	0	0	0	0
Hispanic:	0	0	0	0	0	0	0	0
Total:	0	0	0	0	0	0	5,754	991
Female-headed Households:	0		0		0			

Income Catearv:

	Owner	Renter	Total	Person
Extremely Low	0	0	0	5,537
Low Mod	0	0	0	217
Moderate	0	0	0	0
Non Low Moderate	0	0	0	0

Total	0	0	0	5,754
Percent Low/Mod				100.0%

Annual Accomplishments

Years	Accomplishment Narrative	# Benefiting
2012	Shade Tree Shelter for Women and Children assisted over 5,500 people this year with overnight shelter, life skills classes and other services. Case management was also provided for 479 people.	
2013	All funds from FY 2012 have been expended. Final bill paid in FY 2013. Beneficiaries counted in FY 2012 CAPER.	

PGM Year: 2012
Project: 0002 - B Administration, Planning & Fair Housing
IDIS Activity: 3104 - Clark County CDBG Administration

Status: Canceled 11/5/2013 12:00:00 AM Objective:
 Location: , Outcome:
 Matrix Code: General Program Administration National Objective:

Initial Funding Date: 09/13/2012

Description:
 Funds will be used to administer community development activities in Clark County. Funds moved to Parkdale and county will use FY 2013 funds for administration of CDBG.

Financing
 No data returned for this view. This might be because the applied filter excludes all data.

Proposed Accomplishments

Actual Accomplishments

Number assisted:	Owner		Renter		Total		Person	
	Total	Hispanic	Total	Hispanic	Total	Hispanic	Total	Hispani
White:					0	0		
Black/African American:					0	0		
Asian:					0	0		
American Indian/Alaskan Native:					0	0		
Native Hawaiian/Other Pacific Islander:					0	0		
American Indian/Alaskan Native & White:					0	0		
Asian White:					0	0		
Black/African American & White:					0	0		
American Indian/Alaskan Native & Black/African American:					0	0		
Other multi-racial:					0	0		
Asian/Pacific Islander:					0	0		
Hispanic:					0	0		
Total:	0	0	0	0	0	0	0	0
Female-headed Households:					0			

Income Category:

	Owner	Renter	Total	Person
Extremely Low			0	
Low Mod			0	
Moderate			0	
Non Low Moderate			0	
Total	0	0	0	0
Percent Low/Mod				

Annual Accomplishments

No data returned for this view. This might be because the applied filter excludes all data.

PGM Year: 2012
Project: 0002 - B Administration, Planning & Fair Housing
IDIS Activity: 3105 - Fair Housing Activities

Status: Open Objective:
 Location: , Outcome:
 Matrix Code: Fair Housing Activities (subject to National Objective:

Initial Funding Date: 09/17/2012

Description:
 Funds will be used to provide fair housing services and activities. Funds from prior years moved to this activity to pay for contract with Silver State Housing Council which provides fair housing services to unincorporated Clark County, Boulder City and Mesquite.

Financing

Grant Year	Grant	Fund Type	Funded Amount	Drawn In Program Year	Drawn Thru Program Year
Pre-2015		EN	\$279,000.00	\$97,358.10	\$97,358.10
Total			\$279,000.00	\$97,358.10	\$97,358.10

Proposed Accomplishments

Actual Accomplishments

<i>Number assisted:</i>	Owner		Renter		Total		Person	
	Total	Hispanic	Total	Hispanic	Total	Hispanic	Total	Hispani
White:					0	0		
Black/African American:					0	0		
Asian:					0	0		

American Indian/Alaskan Native:	0	0
Native Hawaiian/Other Pacific Islander:	0	0
American Indian/Alaskan Native & White:	0	0
Asian White:	0	0
Black/African American & White:	0	0
American Indian/Alaskan Native & Black/African American:	0	0
Other multi-racial:	0	0
Asian/Pacific Islander:	0	0
Hispanic:	0	0
Total:	0	0

Female-headed Households: 0

Income Category:

	Owner	Renter	Total	Person
Extremely Low			0	
Low Mod			0	
Moderate			0	
Non Low Moderate			0	
Total	0	0	0	0
Percent Low/Mod				

Annual Accomplishments

No data returned for this view. This might be because the applied filter excludes all data.

PGM Year: 2012
Project: 0002 - B Administration, Planning & Fair Housing
IDIS Activity: 3106 - NLV CDBG Administration (NLV)

Status: Completed 3/3/2014 12:00:00 AM
Location: ,

Objective:
Outcome:
Matrix Code: General Program Administration **National Objective:**

Initial Funding Date: 09/17/2012

Description:

Funds will be used to undertake community development activities in North Las Vegas.

Financing

Grant Year	Grant	Fund Type	Funded Amount	Drawn In Program Year	Drawn Thru Program Year
Pre-2015		EN	\$335,475.00	\$200,376.73	\$335,475.00
Total			\$335,475.00	\$200,376.73	\$335,475.00

Proposed Accomplishments

Actual Accomplishments

<i>Number assisted:</i>	Owner		Renter		Total		Person	
	Total	Hispanic	Total	Hispanic	Total	Hispanic	Total	Hispani
White:					0	0		
Black/African American:					0	0		
Asian:					0	0		
American Indian/Alaskan Native:					0	0		
Native Hawaiian/Other Pacific Islander:					0	0		
American Indian/Alaskan Native & White:					0	0		
Asian White:					0	0		
Black/African American & White:					0	0		
American Indian/Alaskan Native & Black/African American:					0	0		
Other multi-racial:					0	0		
Asian/Pacific Islander:					0	0		
Hispanic:					0	0		
Total:	0	0	0	0	0	0	0	0
Female-headed Households:					0			

Income Category:

	Owner	Renter	Total	Person
Extremely Low			0	
Low Mod			0	
Moderate			0	
Non Low Moderate			0	
Total	0	0	0	0
Percent Low/Mod				

Annual Accomplishments

No data returned for this view. This might be because the applied filter excludes all data.

PGM Year: 2012
Project: 0003 - B Public Facilities
IDIS Activity: 3108 - Von Tobel Pool Demolition

Status: Completed 7/3/2013 12:00:00 AM Objective: Create suitable living environments
 Location: 2436 N Pecos Rd Las Vegas, NV 89115-0619 Outcome: Sustainability
 Matrix Code: Clearance and Demolition (04) National Objective: LMA

Initial Funding Date: 09/27/2012

Description:

Funds will be used to repay the county for funds advanced to pay to demolish the Von Tobel Pool. This project is part of the FY2010-2014 CDBG CIP.

Financing

Grant Year	Grant	Fund Type	Funded Amount	Drawn In Program Year	Drawn Thru Program Year
Pre-2015		EN	\$166,558.00	\$0.00	\$166,558.00
Total			\$166,558.00	\$0.00	\$166,558.00

Proposed Accomplishments

Public Facilities : 1
 Total Population in Service Area: 10,917
 Census Tract Percent Low / Mod: 60.50

Annual Accomplishments

Years	Accomplishment Narrative	# Benefitting
2012	Pool Demolition is complete. Now site can be redeveloped with other child friendly activities.	

PGM Year: 2012
Project: 0004 - B Infrastructure Improvements
IDIS Activity: 3110 - Boulder City Sidewalk ADA improvements (BC)

Status: Canceled 11/14/2013 12:47:31 PM Objective: Create suitable living environments
 Location: 401 California Ave Boulder City, NV 89005-2600 Outcome: Availability/accessibility
 Matrix Code: Sidewalks (03L) National Objective: LMC

Initial Funding Date: 09/18/2012

Description:

Funds will be used to make accessibility improvements to sidewalks by removing barriers and installing ramps.
 November 2013: Moved funds to 3169 BC ADA Sidewalks as project won't begin until 2014. Will be all 1 project.

Financing

No data returned for this view. This might be because the applied filter excludes all data.

Proposed Accomplishments

People (General) : 5,000

Actual Accomplishments

Number assisted:	Owner		Renter		Total		Person	
	Total	Hispanic	Total	Hispanic	Total	Hispanic	Total	Hispani

White:	0	0	0	0	0	0	0	0
Black/African American:	0	0	0	0	0	0	0	0
Asian:	0	0	0	0	0	0	0	0
American Indian/Alaskan Native:	0	0	0	0	0	0	0	0
Native Hawaiian/Other Pacific Islander:	0	0	0	0	0	0	0	0
American Indian/Alaskan Native & White:	0	0	0	0	0	0	0	0
Asian White:	0	0	0	0	0	0	0	0
Black/African American & White:	0	0	0	0	0	0	0	0
American Indian/Alaskan Native & Black/African American:	0	0	0	0	0	0	0	0
Other multi-racial:	0	0	0	0	0	0	0	0
Asian/Pacific Islander:	0	0	0	0	0	0	0	0
Hispanic:	0	0	0	0	0	0	0	0
Total:	0	0	0	0	0	0	0	0

Female-headed Households: 0 0 0

Income Category:

	Owner	Renter	Total	Person
Extremely Low	0	0	0	0
Low Mod	0	0	0	0
Moderate	0	0	0	0
Non Low Moderate	0	0	0	0
Total	0	0	0	0
Percent Low/Mod				

Annual Accomplishments

Years	Accomplishment Narrative	# Benefitting
2012	Will complete ADA pool project first and any remaining funds will be moved to sidewalks project at which point the project will be put out to bid.	

PGM Year: 2012
Project: 0005 - B Public Services
IDIS Activity: 3112 - Lend a Hand Transportation (BC)

Status: Completed 8/9/2013 12:00:00 AM Objective: Create suitable living environments
Location: 400 Utah St Boulder City, NV 89005-2620 Outcome: Availability/accessibility
Matrix Code: Senior Services (05A) National Objective: LMC

Initial Funding Date: 09/18/2012

Description:

Funds will be used to provide transportation to seniors and disabled people to go to medical appointments and to conduct other business in the Las Vegas valley.

Financing

Grant Year	Grant	Fund Type	Funded Amount	Drawn In Program Year	Drawn Thru Program Year
Pre-2015		EN	\$6,784.00	\$6,784.00	\$6,784.00
Total			\$6,784.00	\$6,784.00	\$6,784.00

Proposed Accomplishments

People (General) : 140

Actual Accomplishments

Number assisted:

	Owner		Renter		Total		Person	
	Total	Hispanic	Total	Hispanic	Total	Hispanic	Total	Hispani
White:	0	0	0	0	0	0	233	9
Black/African American:	0	0	0	0	0	0	0	0
Asian:	0	0	0	0	0	0	0	0
American Indian/Alaskan Native:	0	0	0	0	0	0	3	0
Native Hawaiian/Other Pacific Islander:	0	0	0	0	0	0	1	0
American Indian/Alaskan Native & White:	0	0	0	0	0	0	0	0
Asian White:	0	0	0	0	0	0	0	0
Black/African American & White:	0	0	0	0	0	0	0	0
American Indian/Alaskan Native & Black/African American:	0	0	0	0	0	0	0	0
Other multi-racial:	0	0	0	0	0	0	0	0
Asian/Pacific Islander:	0	0	0	0	0	0	0	0
Hispanic:	0	0	0	0	0	0	0	0
Total:	0	0	0	0	0	0	237	9

Female-headed Households:

Total	0	0	0
-------	---	---	---

Income Catearv:

	Owner	Renter	Total	Person
Extremely Low	0	0	0	0
Low Mod	0	0	0	0
Moderate	0	0	0	237
Non Low Moderate	0	0	0	0
Total	0	0	0	237
Percent Low/Mod				100.0%

Annual Accomplishments

Years	Accomplishment Narrative	# Benefitting
2012	Provided transportation services for elderly and disabled clients in Boulder City.	
2013	All FY 2012 funds expended. Final bill paid in FY 2013. All beneficiaries counted in FY 2012 CAPER.	

PGM Year: 2012
Project: 0004 - B Infrastructure Improvements
IDIS Activity: 3114 - NLV ADA Sidewalk Accessibility Project FY 12-13 (NLV)

Status: Open Objective: Create suitable living environments
 Location: 2250 Las Vegas Blvd N N Las Vegas, NV 89030-5877 Outcome: Availability/accessibility

Initial Funding Date: 09/27/2012**Description:**

Funds will be used to put side walk ramps and remove sidewalk barriers to meet Americans with Disabilities Act requirements for people with disabilities.

Financing

Grant Year	Grant	Fund Type	Funded Amount	Drawn In Program Year	Drawn Thru Program Year
Pre-2015		EN	\$400,000.00	\$353,647.78	\$353,647.78
Total			\$400,000.00	\$353,647.78	\$353,647.78

Proposed Accomplishments

People (General) : 5,000

Total Population in Service Area: 54,936

Census Tract Percent Low / Mod: 68.80

Annual Accomplishments

Years	Accomplishment Narrative	# Benefitting
-------	--------------------------	---------------

2012 Prior year funds used first. Completed 55 ramps this year using prior year funds.

2013 Constructed 58 sidewalk ramps with spandrell and 11 sidewalk ramps without spandrell.

PGM Year: 2012**Project:** 0005 - B Public Services**IDIS Activity:** 3115 - Valley View Community Cares VV Outreach (NLV)**Status:** Completed 9/16/2013 12:00:00 AM**Objective:** Create suitable living environments**Location:** 600 Miller Ave North Las Vegas, NV 89030-3817**Outcome:** Availability/accessibility**Matrix Code:** Youth Services (05D)**National Objective:** LMC**Initial Funding Date:** 09/20/2012**Description:**

Working in collaboration with law enforcement and youth organizations, VVCC outreach program will provide a 10 component program 20-30 hours per client a month, to assist youth in becoming self sufficient through one or more mentoring, successful completion of probation and other services.

Financing

Grant Year	Grant	Fund Type	Funded Amount	Drawn In Program Year	Drawn Thru Program Year
Pre-2015		EN	\$10,000.00	\$2,210.58	\$10,000.00
Total			\$10,000.00	\$2,210.58	\$10,000.00

Proposed Accomplishments

People (General) : 40

Actual Accomplishments*Number assisted:***Owner****Renter****Total****Person**

number assisted.

	Total	Hispanic	Total	Hispanic	Total	Hispanic	Total	Hispani
White:	0	0	0	0	0	0	10	6
Black/African American:	0	0	0	0	0	0	46	10
Asian:	0	0	0	0	0	0	10	0
American Indian/Alaskan Native:	0	0	0	0	0	0	0	0
Native Hawaiian/Other Pacific Islander:	0	0	0	0	0	0	10	2
American Indian/Alaskan Native & White:	0	0	0	0	0	0	0	0
Asian White:	0	0	0	0	0	0	0	0
Black/African American & White:	0	0	0	0	0	0	0	0
American Indian/Alaskan Native & Black/African American:	0	0	0	0	0	0	0	0
Other multi-racial:	0	0	0	0	0	0	33	33
Asian/Pacific Islander:	0	0	0	0	0	0	0	0
Hispanic:	0	0	0	0	0	0	0	0
Total:	0	0	0	0	0	0	109	51

Female-headed Households: 0 0 0

Income Category:

	Owner	Renter	Total	Person
Extremely Low	0	0	0	68
Low Mod	0	0	0	34
Moderate	0	0	0	7
Non Low Moderate	0	0	0	0
Total	0	0	0	109
Percent Low/Mod				100.0%

Annual Accomplishments

Years	Accomplishment Narrative	# Benefitting
-------	--------------------------	---------------

2012	Provided one on one mentoring, advocacy support services, family services and court assistance. Assisted youth ranging from ages 12-18 that have crossed the line into violent and criminal behaviors that resulted in a court referral for services.	
------	---	--

2013	All FY 2012 funds expended. Final bill paid in FY 2013. Beneficiaries counted in FY 2012 CAPER.	
------	---	--

PGM Year: 2012
Project: 0005 - B Public Services
IDIS Activity: 3117 - City of NLV Rec Center Programming (NLV)

Status:	Completed 6/30/2014 12:00:00 AM	Objective:	Create suitable living environments
Location:	2250 Las Vegas Blvd N N Las Vegas, NV 89030-5877	Outcome:	Availability/accessibility
		Matrix Code:	Public Services (General) (05)
		National Objective:	LMC

Initial Funding Date: 09/27/2012

Description:

North Las Vegas will provide affordable recreation reprogramming, early childhood development and language instruction, dance, martial arts, fitness and group interaction.

Financing

Grant Year	Grant	Fund Type	Funded Amount	Drawn In Program Year	Drawn Thru Program Year
Pre-2015		EN	\$57,352.96	\$15,017.08	\$57,352.96
Total			\$57,352.96	\$15,017.08	\$57,352.96

Proposed Accomplishments

People (General) : 200

Actual Accomplishments

Number assisted:

	Owner		Renter		Total		Person	
	Total	Hispanic	Total	Hispanic	Total	Hispanic	Total	Hispani
White:	0	0	0	0	0	0	92	17
Black/African American:	0	0	0	0	0	0	188	0
Asian:	0	0	0	0	0	0	7	0
American Indian/Alaskan Native:	0	0	0	0	0	0	0	0
Native Hawaiian/Other Pacific Islander:	0	0	0	0	0	0	11	0
American Indian/Alaskan Native & White:	0	0	0	0	0	0	0	0
Asian White:	0	0	0	0	0	0	0	0
Black/African American & White:	0	0	0	0	0	0	6	0
American Indian/Alaskan Native & Black/African American:	0	0	0	0	0	0	0	0
Other multi-racial:	0	0	0	0	0	0	250	202
Asian/Pacific Islander:	0	0	0	0	0	0	0	0
Hispanic:	0	0	0	0	0	0	0	0
Total:	0	0	0	0	0	0	554	219
Female-headed Households:	0		0		0			

Income Category:

	Owner	Renter	Total	Person
Extremely Low	0	0	0	117
Low Mod	0	0	0	220
Moderate	0	0	0	121
Non Low Moderate	0	0	0	96
Total	0	0	0	554
Percent Low/Mod				82.7%

Annual Accomplishments

Years	Accomplishment Narrative	# Benefiting
2012	Provided sports and culture opportunities for low-income youth in North Las Vegas.	

PGM Year: 2012
Project: 0005 - B Public Services

IDIS Activity: 3119 - Boys & Girls Clubs of So.NV. (NLV)

Status: Completed 8/23/2013 12:00:00 AM
Location: 2627 Donna St N Las Vegas, NV 89030-5370

Objective: Create suitable living environments
Outcome: Availability/accessibility
Matrix Code: Youth Services (05D) National Objective: LMC

Initial Funding Date: 09/20/2012

Description:

Hope and Opportunity will consist of a series of small group programs where a select group of 70 youngsters who are considered most at risk for gang involvement, committing crimes, substance abuse, and in need of learning life skills.

Financing

Grant Year	Grant	Fund Type	Funded Amount	Drawn In Program Year	Drawn Thru Program Year
Pre-2015		EN	\$15,000.00	\$2,879.94	\$15,000.00
Total			\$15,000.00	\$2,879.94	\$15,000.00

Proposed Accomplishments

People (General) : 100

Actual Accomplishments

Number assisted:

	Owner		Renter		Total		Person	
	Total	Hispanic	Total	Hispanic	Total	Hispanic	Total	Hispani
White:	0	0	0	0	0	0	2	0
Black/African American:	0	0	0	0	0	0	35	0
Asian:	0	0	0	0	0	0	0	0
American Indian/Alaskan Native:	0	0	0	0	0	0	8	0
Native Hawaiian/Other Pacific Islander:	0	0	0	0	0	0	0	0
American Indian/Alaskan Native & White:	0	0	0	0	0	0	0	0
Asian White:	0	0	0	0	0	0	0	0
Black/African American & White:	0	0	0	0	0	0	1	0
American Indian/Alaskan Native & Black/African American:	0	0	0	0	0	0	0	0
Other multi-racial:	0	0	0	0	0	0	55	55
Asian/Pacific Islander:	0	0	0	0	0	0	0	0
Hispanic:	0	0	0	0	0	0	0	0
Total:	0	0	0	0	0	0	101	55

Female-headed Households: 0 0 0

Income Category:

	Owner	Renter	Total	Person
Extremely Low	0	0	0	36
Low Mod	0	0	0	36
Moderate	0	0	0	29
Non Low Moderate	0	0	0	0
Total	0	0	0	101

Asian White:	0	0	0	0	0	0	0	0
Black/African American & White:	0	0	0	0	0	0	0	0
American Indian/Alaskan Native & Black/African American:	0	0	0	0	0	0	0	0
Other multi-racial:	0	0	0	0	0	0	0	0
Asian/Pacific Islander:	0	0	0	0	0	0	0	0
Hispanic:	0	0	0	0	0	0	0	0
Total:	19	2	0	0	19	2	0	0

Female-headed Households: 3 0 3

Income Category:

	Owner	Renter	Total	Person
Extremely Low	3	0	3	0
Low Mod	11	0	11	0
Moderate	5	0	5	0
Non Low Moderate	0	0	0	0
Total	19	0	19	0
Percent Low/Mod	100.0%		100.0%	

Annual Accomplishments

Years	Accomplishment Narrative	# Benefitting
-------	--------------------------	---------------

2012 Assisted 19 owner households in FY 2012 with minor home repair.

2013 Expended remaining funds in FY 2013.

PGM Year: 2012

Project: 0006 - B Housing

IDIS Activity: 3122 - NHS of So NV Energy Efficient Rehab (NLV)

Status: Completed 6/30/2014 12:00:00 AM

Objective: Provide decent affordable housing

Location: 1834 Jefferson St N Las Vegas, NV 89030-6956

Outcome: Sustainability

Matrix Code: Rehab; Multi-Unit Residential National Objective: LMH

Initial Funding Date: 09/20/2012

Description:

Funds will be used by NHS to rehab three buildings containing 11 units to make them energy efficient.

Financing

Grant Year	Grant	Fund Type	Funded Amount	Drawn In Program Year	Drawn Thru Program Year
Pre-2015		EN	\$120,000.00	\$120,000.00	\$120,000.00
Total			\$120,000.00	\$120,000.00	\$120,000.00

Proposed Accomplishments

Housing Units : 11

Actual Accomplishments

Number assisted:	Owner		Renter		Total		Person	
	Total	Hispanic	Total	Hispanic	Total	Hispanic	Total	Hispani
White:	0	0	8	4	8	4	0	0
Black/African American:	0	0	6	0	6	0	0	0
Asian:	0	0	0	0	0	0	0	0
American Indian/Alaskan Native:	0	0	0	0	0	0	0	0
Native Hawaiian/Other Pacific Islander:	0	0	0	0	0	0	0	0
American Indian/Alaskan Native & White:	0	0	0	0	0	0	0	0
Asian White:	0	0	0	0	0	0	0	0
Black/African American & White:	0	0	0	0	0	0	0	0
American Indian/Alaskan Native & Black/African American:	0	0	0	0	0	0	0	0
Other multi-racial:	0	0	0	0	0	0	0	0
Asian/Pacific Islander:	0	0	0	0	0	0	0	0
Hispanic:	0	0	0	0	0	0	0	0
Total:	0	0	14	4	14	4	0	0
Female-headed Households:	0		1		1			

Income Category:

	Owner	Renter	Total	Person
Extremely Low	0	3	3	0
Low Mod	0	8	8	0
Moderate	0	3	3	0
Non Low Moderate	0	0	0	0
Total	0	14	14	0
Percent Low/Mod		100.0%	100.0%	

Annual Accomplishments

Years	Accomplishment Narrative	# Benefitting
2012	Completed rehabilitation of 2310 Webster property, which a four-plex rental property.	
2013	Completed energy efficiency improvements on 2310 Webster, 2545 Belmont and 1834 Jefferson.	

PGM Year: 2012
Project: 0006 - B Housing
IDIS Activity: 3123 - LV-CC Urban League Sr. Home Rehab (NLV)

Status: Open Objective: Provide decent affordable housing
Location: 930 W Owens Ave Las Vegas, NV 89106-2516 Outcome: Sustainability
Matrix Code: Rehab; Single-Unit Residential National Objective: LMH

Initial Funding Date: 09/20/2012

Description:

Funds will be used by LV-CC Urban League to provide minor home repairs to low and moderate income seniors living in North Las Vegas.

Financing

Grant Year	Grant	Fund Type	Funded Amount	Drawn In Program Year	Drawn Thru Program Year
Pre-2015		EN	\$120,297.00	\$2,727.99	\$2,727.99
Total			\$120,297.00	\$2,727.99	\$2,727.99

Proposed Accomplishments

Housing Units : 25

Actual Accomplishments

Number assisted:

	Owner		Renter		Total		Person	
	Total	Hispanic	Total	Hispanic	Total	Hispanic	Total	Hispani
White:	4	0	0	0	4	0	0	0
Black/African American:	37	11	0	0	37	11	0	0
Asian:	2	0	0	0	2	0	0	0
American Indian/Alaskan Native:	0	0	0	0	0	0	0	0
Native Hawaiian/Other Pacific Islander:	0	0	0	0	0	0	0	0
American Indian/Alaskan Native & White:	0	0	0	0	0	0	0	0
Asian White:	0	0	0	0	0	0	0	0
Black/African American & White:	0	0	0	0	0	0	0	0
American Indian/Alaskan Native & Black/African American:	0	0	0	0	0	0	0	0
Other multi-racial:	0	0	0	0	0	0	0	0
Asian/Pacific Islander:	0	0	0	0	0	0	0	0
Hispanic:	0	0	0	0	0	0	0	0
Total:	43	11	0	0	43	11	0	0

Female-headed Households:

0	0	0
---	---	---

Income Category:

	Owner	Renter	Total	Person
Extremely Low	18	0	18	0
Low Mod	17	0	17	0
Moderate	0	0	0	0
Non Low Moderate	8	0	8	0
Total	43	0	43	0
Percent Low/Mod	81.4%		81.4%	

Annual Accomplishments

Years	Accomplishment Narrative	# Benefitting
2012	Provided senior home repair using prior year funds first. See IDIS #3046 for FY 2012 completions.	
2013	Assisted 43 people with minor home repair. Contract has expired so remaining funds will be reprogrammed.	

PGM Year: 2012

Project: 0003 - B Public Facilities
IDIS Activity: 3125 - Mesquite Recreation Park Improvements (MS)

Status: Canceled 11/14/2013 12:55:27 PM
Location: 10 E Mesquite Blvd Mesquite, NV 89027-4706

Objective: Create suitable living environments
Outcome: Availability/accessibility
Matrix Code: Parks, Recreational Facilities
National Objective: LMC

Initial Funding Date: 09/25/2012

Description:
 Funds will be used to make improvemnts to parks in Mesquite NV.
 November 2013: Funds moved to 3170 Mesquite Park Improvements as project won't be underway until 2014. All funds for 1 project.

Financing
 No data returned for this view. This might be because the applied filter excludes all data.

Proposed Accomplishments

Public Facilities : 1

Actual Accomplishments

Number assisted:

	Owner		Renter		Total		Person	
	Total	Hispanic	Total	Hispanic	Total	Hispanic	Total	Hispani
White:	0	0	0	0	0	0		0
Black/African American:	0	0	0	0	0	0	0	0
Asian:	0	0	0	0	0	0	0	0
American Indian/Alaskan Native:	0	0	0	0	0	0	0	0
Native Hawaiian/Other Pacific Islander:	0	0	0	0	0	0	0	0
American Indian/Alaskan Native & White:	0	0	0	0	0	0	0	0
Asian White:	0	0	0	0	0	0	0	0
Black/African American & White:	0	0	0	0	0	0	0	0
American Indian/Alaskan Native & Black/African American:	0	0	0	0	0	0	0	0
Other multi-racial:	0	0	0	0	0	0	0	0
Asian/Pacific Islander:	0	0	0	0	0	0	0	0
Hispanic:	0	0	0	0	0	0	0	0
Total:	0	0	0	0	0	0	0	0
Female-headed Households:	0		0		0			

Income Catearv:

Owner Renter Total Person

Other multi-racial:	0	0	0	0	0	0	0	0
Asian/Pacific Islander:	0	0	0	0	0	0	0	0
Hispanic:	0	0	0	0	0	0	0	0
Total:	0	0	0	0	0	0	0	0

Female-headed Households: 0 0 0

Income Catearv:

	Owner	Renter	Total	Person
Extremely Low	0	0	0	0
Low Mod	0	0	0	0
Moderate	0	0	0	0
Non Low Moderate	0	0	0	0
Total	0	0	0	0
Percent Low/Mod				

Annual Accomplishments

Years	Accomplishment Narrative	# Benefitting
2012	Environmental Review completed in July 2013 and project will go out to bid in Fall 2013.	
2013	Boulder City has selected their contractor and expects to begin construction in October 2014.	

PGM Year:	2008
Project:	0052 - North Las Vegas Library Air Chiller Emergency Repair
IDIS Activity:	3141 - NLV Library Air Chiller Repair

Status: Completed 5/23/2014 12:00:00 AM Objective: Create suitable living environments
 Location: 2300 Civic Center Dr North Las Vegas, NV 89030-5839 Outcome: Sustainability
 Matrix Code: Public Facilities and Improvement National Objective: LMA

Initial Funding Date: 01/23/2013

Description:

Funds will be used to repair the North Las Vegas Library Air Chiller.

Financing

Grant Year	Grant	Fund Type	Funded Amount	Drawn In Program Year	Drawn Thru Program Year
Pre-2015		EN	\$49,460.00	\$3,000.00	\$49,460.00
Total			\$49,460.00	\$3,000.00	\$49,460.00

Proposed Accomplishments

Public Facilities : 1
 Total Population in Service Area: 54,733
 Census Tract Percent Low / Mod: 67.70

Annual Accomplishments

Years	Accomplishment Narrative	# Benefitting
2012	Library chiller repair completed. Awaiting final billing to close.	

PGM Year: 2011
Project: 0036 - NLV Utilities Dept Sewer Main
IDIS Activity: 3142 - NLV Utilities Arrowhead Acres Water Main Replacement

Status: Open
Location: Ellis, Haddock & McCarran North Las Vegas, NV 89030
Objective: Create suitable living environments
Outcome: Sustainability
Matrix Code: Water/Sewer Improvements (03J) **National Objective:** LMA

Initial Funding Date: 01/23/2013

Description:
Funds reallocated from NLV Housing Rehab Project Delivery, Walker Pool PI, LV Blvd, Water Bolstering and Lake Mead Sewer upgrade will be used for a water main replacement at Ellis, Haddock and McCarran Street.

Financing

Grant Year	Grant	Fund Type	Funded Amount	Drawn In Program Year	Drawn Thru Program Year
Pre-2015		EN	\$432,500.24	\$0.00	\$0.00
		PI	\$22,077.17	\$5,055.72	\$5,055.72
Total			\$454,577.41	\$5,055.72	\$5,055.72

Proposed Accomplishments

People (General) : 1
Total Population in Service Area: 7,367
Census Tract Percent Low / Mod: 78.80

Annual Accomplishments

Years	Accomplishment Narrative	# Benefitting
-------	--------------------------	---------------

2012	Recently received the approval to move forward from American Council on Historic Preservation (ACHP) to sign a Memorandum of Agreement (MOA) with Nevada SHPO that will allow the project to move forward. Once SHPO approval finalized and Environmental Review complete will proceed with project.	
2013	Contractor selected through competitive bid process and a conditional Notice to Proceed has been issued. Construction to take place through winter of 2014/15.	

PGM Year: 2011
Project: 0047 - NLV Code Enforcement
IDIS Activity: 3143 - NLV Code Enforcement

Status: Completed 6/30/2014 12:00:00 AM
Location: various addresses North Las Vegas, NV 89030
Objective: Create suitable living environments
Outcome: Sustainability
Matrix Code: Code Enforcement (15) **National Objective:** LMA

Initial Funding Date: 01/23/2013

Description:

Native Hawaiian/Other Pacific Islander:	0	0	0	0	0	0	0	0
American Indian/Alaskan Native & White:	0	0	0	0	0	0	0	0
Asian White:	0	0	0	0	0	0	0	0
Black/African American & White:	0	0	0	0	0	0	0	0
American Indian/Alaskan Native & Black/African American:	0	0	0	0	0	0	0	0
Other multi-racial:	0	0	0	0	0	0	0	0
Asian/Pacific Islander:	0	0	0	0	0	0	0	0
Hispanic:	0	0	0	0	0	0	0	0
Total:	0	0	0	0	0	0	0	0

Female-headed Households: 0 0 0

Income Category:

	Owner	Renter	Total	Person
Extremely Low	0	0	0	0
Low Mod	0	0	0	0
Moderate	0	0	0	0
Non Low Moderate	0	0	0	0
Total	0	0	0	0
Percent Low/Mod				

Annual Accomplishments

Years	Accomplishment Narrative	# Benefitting
2012	No funds expended in FY 2012 as using 2010 funding first. Under that funding, assisted 18 households.	
2013	Assisted 6 households using funds from FY 2000 under activity #3000.	

PGM Year: 2012
Project: 0006 - B Housing
IDIS Activity: 3145 - NLV Housing Rehab Project Delivery

Status: Open Objective: Provide decent affordable housing
Location: various addresses north las vegsa, NV 89030 Outcome: Sustainability
Matrix Code: Rehabilitation Administration National Objective: LMH

Initial Funding Date: 01/23/2013

Description:

Funds will be used to pay for staff associated with the Emergency Repair program.

Financing

Grant Year	Grant	Fund Type	Funded Amount	Drawn In Program Year	Drawn Thru Program Year
Pre-2015		EN	\$97,100.00	\$80,121.66	\$80,121.66
Total			\$97,100.00	\$80,121.66	\$80,121.66

Proposed Accomplishments

Actual Accomplishments

Number assisted:

	Owner		Renter		Total		Person	
	Total	Hispanic	Total	Hispanic	Total	Hispanic	Total	Hispani
White:	0	0	0	0	0	0		0
Black/African American:	0	0	0	0	0	0	0	0
Asian:	0	0	0	0	0	0	0	0
American Indian/Alaskan Native:	0	0	0	0	0	0	0	0
Native Hawaiian/Other Pacific Islander:	0	0	0	0	0	0	0	0
American Indian/Alaskan Native & White:	0	0	0	0	0	0	0	0
Asian White:	0	0	0	0	0	0	0	0
Black/African American & White:	0	0	0	0	0	0	0	0
American Indian/Alaskan Native & Black/African American:	0	0	0	0	0	0	0	0
Other multi-racial:	0	0	0	0	0	0	0	0
Asian/Pacific Islander:	0	0	0	0	0	0	0	0
Hispanic:	0	0	0	0	0	0	0	0
Total:	0	0	0	0	0	0	0	0
Female-headed Households:	0		0		0			

Income Catearv:

	Owner	Renter	Total	Person
Extremely Low	0	0	0	0
Low Mod	0	0	0	0
Moderate	0	0	0	0
Non Low Moderate	0	0	0	0
Total	0	0	0	0
Percent Low/Mod				

Annual Accomplishments

Years	Accomplishment Narrative	# Benefitting
2012	Completed 18 emergency rehab projects. These funds helped pay for staff for the program.	
2013	Completed 6 emergency rehab projects in addition to providing staff support for Las Vegas Urban League Senior Home Repair and Rebuilding Together home repair activities. See activity #3000 for beneficiary details.	

PGM Year: 2012
Project: 0006 - B Housing
IDIS Activity: 3146 - NLV Habitat - Colton & Brazil

Status: Completed 8/18/2014 12:00:00 AM Objective: Provide decent affordable housing
 Location: Colton & Brazil North Las Vegas, NV 89030 Outcome: Affordability
 Matrix Code: Construction of Housing (12) National Objective: LMH

Initial Funding Date: 01/23/2013

Description:

Funds will be used to complete the construction of 6 single family homes through Habitat for Humanity. Also see 2755 & 2843. Aug 2013: Vertical construction underway.

Financing

Grant Year	Grant	Fund Type	Funded Amount	Drawn In Program Year	Drawn Thru Program Year
Pre-2015		EN	\$160,215.00	\$26,897.21	\$160,215.00
Total			\$160,215.00	\$26,897.21	\$160,215.00

Proposed Accomplishments

Actual Accomplishments

Number assisted:

	Owner		Renter		Total		Person	
	Total	Hispanic	Total	Hispanic	Total	Hispanic	Total	Hispani
White:	0	0	0	0	0	0		0
Black/African American:	0	0	0	0	0	0	0	0
Asian:	0	0	0	0	0	0	0	0
American Indian/Alaskan Native:	0	0	0	0	0	0	0	0
Native Hawaiian/Other Pacific Islander:	0	0	0	0	0	0	0	0
American Indian/Alaskan Native & White:	0	0	0	0	0	0	0	0
Asian White:	0	0	0	0	0	0	0	0
Black/African American & White:	0	0	0	0	0	0	0	0
American Indian/Alaskan Native & Black/African American:	0	0	0	0	0	0	0	0
Other multi-racial:	0	0	0	0	0	0	0	0
Asian/Pacific Islander:	0	0	0	0	0	0	0	0
Hispanic:	0	0	0	0	0	0	0	0
Total:	0	0	0	0	0	0	0	0
Female-headed Households:	0		0		0			

Income Category:

	Owner	Renter	Total	Person
Extremely Low	0	0	0	0
Low Mod	0	0	0	0
Moderate	0	0	0	0
Non Low Moderate	0	0	0	0
Total	0	0	0	0
Percent Low/Mod				

Annual Accomplishments

Years	Accomplishment Narrative	# Benefitting
2012	In May, Habitat for Humanity submitted a draw for funds which included the block wall located at the south side of the property. Lot#1 Dedication date was June 22nd. Lot #2 Had a dedication date in mid-July. Offsite: The Water/Sewer lateral connections are complete. The curb started immediately after Sewer/Water installation with dry utilities following. All houses are under construction on the site.	
2013	All houses completed and purchased by eligible home buyers. Beneficiaries reported at IDIS #2755.	

PGM Year: 2013
Project: 0002 - B Administration, Planning & Fair Housing
IDIS Activity: 3162 - Clark County CDBG Administration

Status: Open Objective:
 Location: , Outcome:
 Matrix Code: General Program Administration National Objective:

Initial Funding Date: 11/05/2013

Description:
 Funds to pay for administration of community development activities.

Financing

Grant Year	Grant	Fund Type	Funded Amount	Drawn In Program Year	Drawn Thru Program Year
Pre-2015		EN	\$1,000,000.00	\$120,777.69	\$120,777.69
Total			\$1,000,000.00	\$120,777.69	\$120,777.69

Proposed Accomplishments

Actual Accomplishments

<i>Number assisted:</i>	Owner		Renter		Total		Person	
	Total	Hispanic	Total	Hispanic	Total	Hispanic	Total	Hispani
White:					0	0		
Black/African American:					0	0		
Asian:					0	0		
American Indian/Alaskan Native:					0	0		
Native Hawaiian/Other Pacific Islander:					0	0		
American Indian/Alaskan Native & White:					0	0		
Asian White:					0	0		
Black/African American & White:					0	0		
American Indian/Alaskan Native & Black/African American:					0	0		
Other multi-racial:					0	0		
Asian/Pacific Islander:					0	0		
Hispanic:					0	0		
Total:	0	0	0	0	0	0	0	0

Female-headed Households: 0

Income Category:

	Owner	Renter	Total	Person
Extremely Low			0	
Low Mod			0	
Moderate			0	
Non Low Moderate			0	
Total	0	0	0	0

Percent Low/Mod

Annual Accomplishments

No data returned for this view. This might be because the applied filter excludes all data.

PGM Year: 2013
Project: 0002 - B Administration, Planning & Fair Housing
IDIS Activity: 3163 - Clark County Fair Housing Activities

Status: Open Objective:
 Location: , Outcome:
 Matrix Code: Fair Housing Activities (subject to National Objective:

Initial Funding Date: 11/05/2013

Description:
 Funds will be provided to Silver State Fair Housing Council to provide for fair housing activities in unincorporated Clark County, Boulder City and Mesquite.

Financing

Grant Year	Grant	Fund Type	Funded Amount	Drawn In Program Year	Drawn Thru Program Year
Pre-2015		EN	\$35,000.00	\$0.00	\$0.00
Total			\$35,000.00	\$0.00	\$0.00

Proposed Accomplishments

Actual Accomplishments

Number assisted:

	Owner		Renter		Total		Person	
	Total	Hispanic	Total	Hispanic	Total	Hispanic	Total	Hispani
White:					0	0		
Black/African American:					0	0		
Asian:					0	0		
American Indian/Alaskan Native:					0	0		
Native Hawaiian/Other Pacific Islander:					0	0		
American Indian/Alaskan Native & White:					0	0		
Asian White:					0	0		
Black/African American & White:					0	0		
American Indian/Alaskan Native & Black/African American:					0	0		
Other multi-racial:					0	0		
Asian/Pacific Islander:					0	0		
Hispanic:					0	0		
Total:	0	0	0	0	0	0	0	0

Female-headed Households: 0

Income Category:

	Owner	Renter	Total	Person
Extremely Low			0	
Low Mod			0	
Moderate			0	
Non Low Moderate			0	
Total	0	0	0	0
Percent Low/Mod				

Annual Accomplishments

No data returned for this view. This might be because the applied filter excludes all data.

PGM Year: 2013
Project: 0002 - B Administration, Planning & Fair Housing
IDIS Activity: 3164 - North Las Vegas CDBG Administration

Status: Completed 9/3/2014 12:00:00 AM
Location: ,
Objective:
Outcome:
Matrix Code: General Program Administration
National Objective:

Initial Funding Date: 11/05/2013

Description:
 Funds will be used for the administration of community development activities in North Las Vegas.

Financing

Grant Year	Grant	Fund Type	Funded Amount	Drawn In Program Year	Drawn Thru Program Year
Pre-2015		EN	\$334,379.00	\$277,193.36	\$277,193.36
Total			\$334,379.00	\$277,193.36	\$277,193.36

Proposed Accomplishments

Actual Accomplishments

Number assisted:

	Owner		Renter		Total		Person	
	Total	Hispanic	Total	Hispanic	Total	Hispanic	Total	Hispani
White:					0	0		
Black/African American:					0	0		
Asian:					0	0		
American Indian/Alaskan Native:					0	0		
Native Hawaiian/Other Pacific Islander:					0	0		
American Indian/Alaskan Native & White:					0	0		
Asian White:					0	0		
Black/African American & White:					0	0		

American Indian/Alaskan Native & Black/African American:	0	0
Other multi-racial:	0	0
Asian/Pacific Islander:	0	0
Hispanic:	0	0
Total:	0	0

Female-headed Households: 0

Income Category:

	Owner	Renter	Total	Person
Extremely Low			0	
Low Mod			0	
Moderate			0	
Non Low Moderate			0	
Total	0	0	0	0
Percent Low/Mod				

Annual Accomplishments

No data returned for this view. This might be because the applied filter excludes all data.

PGM Year:	2013
Project:	0003 - B Public Facilities
IDIS Activity:	3165 - Parkdale Recreation Center Improvements/Expansion

Status:	Open	Objective:	Create suitable living environments
Location:	Address Suppressed	Outcome:	Availability/accessibility
		Matrix Code:	Parks, Recreational Facilities
		National Objective:	LMA

Initial Funding Date: 11/05/2013

Description:

Repay county funds advanced for the construction of the Parkdale Recreation Center which is nearing completion.

Financing

Grant Year	Grant	Fund Type	Funded Amount	Drawn In Program Year	Drawn Thru Program Year
Pre-2015		EN	\$1,767,658.00	\$1,145,041.36	\$1,145,041.36
Total			\$1,767,658.00	\$1,145,041.36	\$1,145,041.36

Proposed Accomplishments

Total Population in Service Area: 15,166
 Census Tract Percent Low / Mod: 56.90

Annual Accomplishments

Years	Accomplishment Narrative	# Benefitting
-------	--------------------------	---------------

2013	Construction is complete. However there is a dispute with the contractor due to some construction problems. Project is being used by residents but cannot be marked as closed until issues are resolved.	
------	--	--

PGM Year: 2013
Project: 0003 - B Public Facilities
IDIS Activity: 3166 - Walnut Recreation Center Park Construction

Status:	Completed 1/29/2014 12:00:00 AM	Objective:	Create suitable living environments
Location:	3750 Cecile Ave Las Vegas, NV 89115-3115	Outcome:	Availability/accessibility
		Matrix Code:	Parks, Recreational Facilities
		National Objective:	LMA

Initial Funding Date: 11/14/2013

Description:
 Complete repayment to county for funds advanced for the Walnut Recreation Center Park which opened in July 2013. Part of the 5-Year CDBG Capital Improvement Plan. Accomplishment recorded at IDIS #2987.

Financing

Grant Year	Grant	Fund Type	Funded Amount	Drawn In Program Year	Drawn Thru Program Year
Pre-2015		EN	\$431,038.00	\$431,038.00	\$431,038.00
Total			\$431,038.00	\$431,038.00	\$431,038.00

Proposed Accomplishments

Total Population in Service Area: 36,630
 Census Tract Percent Low / Mod: 63.90

Annual Accomplishments

Years	Accomplishment Narrative	# Benefitting
-------	--------------------------	---------------

2013	Completed park construction and is open to neighborhood.	
------	--	--

PGM Year: 2013
Project: 0003 - B Public Facilities
IDIS Activity: 3167 - Opportunity Village Sean's Park Construction

Status:	Open	Objective:	Create suitable living environments
Location:	6050 S Buffalo Dr Las Vegas, NV 89113-2154	Outcome:	Availability/accessibility
		Matrix Code:	Handicapped Centers (03B)
		National Objective:	LMC

Initial Funding Date: 11/14/2013

Description:
 FUNds will be used to pay for construction of the OV SEan's Park which will provide therapeutic opportunities for people with developmental and physical disabilities. This project is part of the FY 2010-2014 CDBG CIP.

Financing

Grant Year	Grant	Fund Type	Funded Amount	Drawn In Program Year	Drawn Thru Program Year
Pre-2015		EN	\$2,000,000.00	\$0.00	\$0.00
Total			\$2,000,000.00	\$0.00	\$0.00

Proposed Accomplishments

Public Facilities : 1

Actual Accomplishments

Number assisted:

	Owner		Renter		Total		Person	
	Total	Hispanic	Total	Hispanic	Total	Hispanic	Total	Hispani
White:	0	0	0	0	0	0	0	0
Black/African American:	0	0	0	0	0	0	0	0
Asian:	0	0	0	0	0	0	0	0
American Indian/Alaskan Native:	0	0	0	0	0	0	0	0
Native Hawaiian/Other Pacific Islander:	0	0	0	0	0	0	0	0
American Indian/Alaskan Native & White:	0	0	0	0	0	0	0	0
Asian White:	0	0	0	0	0	0	0	0
Black/African American & White:	0	0	0	0	0	0	0	0
American Indian/Alaskan Native & Black/African American:	0	0	0	0	0	0	0	0
Other multi-racial:	0	0	0	0	0	0	0	0
Asian/Pacific Islander:	0	0	0	0	0	0	0	0
Hispanic:	0	0	0	0	0	0	0	0
Total:	0	0	0	0	0	0	0	0
Female-headed Households:	0		0		0			

Income Category:

	Owner	Renter	Total	Person
Extremely Low	0	0	0	0
Low Mod	0	0	0	0
Moderate	0	0	0	0
Non Low Moderate	0	0	0	0
Total	0	0	0	0
Percent Low/Mod				

Annual Accomplishments

Years	Accomplishment Narrative	# Benefitting
2013	Opportunity Village will have its bid opening end of Sept 2014. Construction scheduled to begin in October 2014.	

PGM Year: 2013
Project: 0003 - B Public Facilities
IDIS Activity: 3168 - Latin Chamber of Commerce Arturo Cambeiro Senior Center

Status: Open Objective: Create suitable living environments
 Location: 330 N 13th St Las Vegas, NV 89101-4156 Outcome: Availability/accessibility

Initial Funding Date: 11/14/2013

Description:

Funds will be used to expand the existing Arturo Cambeiro Senior Center which provides a licensed adult day care.

Financing

Grant Year	Grant	Fund Type	Funded Amount	Drawn In Program Year	Drawn Thru Program Year
Pre-2015		EN	\$784,042.00	\$89,778.32	\$89,778.32
Total			\$784,042.00	\$89,778.32	\$89,778.32

Proposed Accomplishments

Public Facilities : 1

Actual Accomplishments

Number assisted:

	Owner		Renter		Total		Person	
	Total	Hispanic	Total	Hispanic	Total	Hispanic	Total	Hispani
White:	0	0	0	0	0	0		0
Black/African American:	0	0	0	0	0	0	0	0
Asian:	0	0	0	0	0	0	0	0
American Indian/Alaskan Native:	0	0	0	0	0	0	0	0
Native Hawaiian/Other Pacific Islander:	0	0	0	0	0	0	0	0
American Indian/Alaskan Native & White:	0	0	0	0	0	0	0	0
Asian White:	0	0	0	0	0	0	0	0
Black/African American & White:	0	0	0	0	0	0	0	0
American Indian/Alaskan Native & Black/African American:	0	0	0	0	0	0	0	0
Other multi-racial:	0	0	0	0	0	0	0	0
Asian/Pacific Islander:	0	0	0	0	0	0	0	0
Hispanic:	0	0	0	0	0	0	0	0
Total:	0	0	0	0	0	0	0	0
Female-headed Households:	0		0		0			

Income Catearv:

	Owner	Renter	Total	Person
Extremely Low	0	0	0	0
Low Mod	0	0	0	0
Moderate	0	0	0	0
Non Low Moderate	0	0	0	0
Total	0	0	0	0
Percent Low/Mod				

Annual Accomplishments

Years	Accomplishment Narrative	# Benefitting
2013	Latin Chamber signed the construction contract end of August 2014 with MVDI. Construction scheduled to begin in September 2014.	

PGM Year: 2013

Project: 0004 - B Infrastructure Improvements
IDIS Activity: 3169 - Boulder City ADA Sidewalk Improvements (BC)

Status: Open Objective: Create suitable living environments
 Location: 401 California Ave Boulder City, NV 89005-2600 Outcome: Availability/accessibility
 Matrix Code: Sidewalks (03L) National Objective: LMC

Initial Funding Date: 11/14/2013

Description:
 Funds will be used to make accessibility improvements to sidewalks by removing barriers and installing ramps in Boulder City.

Financing

Grant Year	Grant	Fund Type	Funded Amount	Drawn In Program Year	Drawn Thru Program Year
Pre-2015		EN	\$287,481.00	\$0.00	\$0.00
Total			\$287,481.00	\$0.00	\$0.00

Proposed Accomplishments

People (General) : 5,000

Actual Accomplishments

Number assisted:

	Owner		Renter		Total		Person	
	Total	Hispanic	Total	Hispanic	Total	Hispanic	Total	Hispani
White:	0	0	0	0	0	0		0
Black/African American:	0	0	0	0	0	0	0	0
Asian:	0	0	0	0	0	0	0	0
American Indian/Alaskan Native:	0	0	0	0	0	0	0	0
Native Hawaiian/Other Pacific Islander:	0	0	0	0	0	0	0	0
American Indian/Alaskan Native & White:	0	0	0	0	0	0	0	0
Asian White:	0	0	0	0	0	0	0	0
Black/African American & White:	0	0	0	0	0	0	0	0
American Indian/Alaskan Native & Black/African American:	0	0	0	0	0	0	0	0
Other multi-racial:	0	0	0	0	0	0	0	0
Asian/Pacific Islander:	0	0	0	0	0	0	0	0
Hispanic:	0	0	0	0	0	0	0	0
Total:	0	0	0	0	0	0	0	0

Female-headed Households: 0 0 0

Income Category:

	Owner	Renter	Total	Person
Extremely Low	0	0	0	0
Low Mod	0	0	0	0
Moderate	0	0	0	0
Non Low Moderate	0	0	0	0

Total 0 0 0 0
 Percent Low/Mod

Annual Accomplishments

Years **Accomplishment Narrative** **# Benefitting**

2013 This project is currently on hold pending the completion of the Boulder City Pool ADA Improvements.

PGM Year: 2013

Project: 0003 - B Public Facilities

IDIS Activity: 3170 - Mesquite Recreation Park Improvements (MS)

Status: Open

Objective: Create suitable living environments

Location: 450 W. Hafen Lane Mesquite, NV 89027

Outcome: Availability/accessibility

Matrix Code: Parks, Recreational Facilities National Objective: LMA

Initial Funding Date: 11/14/2013

Description:

Funds will be used to make improvements to parks in Mesquite, NV.

Financing

Grant Year	Grant	Fund Type	Funded Amount	Drawn In Program Year	Drawn Thru Program Year
Pre-2015		EN	\$539,977.00	\$0.00	\$0.00
Total			\$539,977.00	\$0.00	\$0.00

Proposed Accomplishments

Public Facilities : 1

Total Population in Service Area: 3,371

Census Tract Percent Low / Mod: 53.60

Annual Accomplishments

Years **Accomplishment Narrative** **# Benefitting**

2013 Mesquite only received 1 bid originally and so are back out to bid on the Splash Pad project. Bid opening is end of Sept 2014.

PGM Year: 2013

Project: 0004 - B Infrastructure Improvements

IDIS Activity: 3171 - NLV Utilities Dept Perliter Ave Water Bolstering (NLV)

Status: Open

Objective: Create suitable living environments

Location: N. Civic Center North Las Vegas, NV 89030

Outcome: Sustainability

Matrix Code: Water/Sewer Improvements (03J) National Objective: LMA

Initial Funding Date: 11/14/2013

Description:

Improvements consist of the replacement of the 4-inch Asbestos Cement pipes with new 8-inch water main in Perliter Avenue, as well of removal and replacement of 1 existing fire hydrant. Improvements consist of the replacement of the 4-inch Asbestos Cement pipes with new 8-inch water main in Flower Avenue, as well as removal and replacement of one existing fire hydrant. This is located in Census Tract 41.00, BG 1 & 2.

Financing

Grant Year	Grant	Fund Type	Funded Amount	Drawn In Program Year	Drawn Thru Program Year
Pre-2015		EN	\$440,000.00	\$0.00	\$0.00
Total			\$440,000.00	\$0.00	\$0.00

Proposed Accomplishments

People (General) : 1,000
 Total Population in Service Area: 2,884
 Census Tract Percent Low / Mod: 54.60

Annual Accomplishments

Years	Accomplishment Narrative	# Benefitting
-------	--------------------------	---------------

2013 Contractor identified and conditional notice to proceed has been issued.

PGM Year: 2013

Project: 0004 - B Infrastructure Improvements

IDIS Activity: 3172 - North Las Vegas Utilities Dept Flower Ave Water Bolstering (NLV)

Status: Canceled 12/2/2013 12:00:00 AM

Location: Flower Avenue North Las Vegas, NV 89030

Objective: Create suitable living environments

Outcome: Sustainability

Matrix Code: Water/Sewer Improvements (03J)

National Objective: LMA

Initial Funding Date: 11/14/2013

Description:

Improvements consist of the replacement of the 4-inch Asbestos Cement pipes with new 8-inch water main in Flower Avenue, as well as removal and replacement of one existing fire hydrant. This is located in Census Tract 41.00, BG 1 & 2.
 Project canceled and combined into IDIS# 3171 as Arrowhead Acres.

Financing

No data returned for this view. This might be because the applied filter excludes all data.

Proposed Accomplishments

People (General) : 1,576
 Total Population in Service Area: 2,884
 Census Tract Percent Low / Mod: 54.60

American Indian/Alaskan Native & White:	0	0	0	0	0	0	0	0
Asian White:	0	0	0	0	0	0	0	0
Black/African American & White:	0	0	0	0	0	0	1	0
American Indian/Alaskan Native & Black/African American:	0	0	0	0	0	0	0	0
Other multi-racial:	0	0	0	0	0	0	17	17
Asian/Pacific Islander:	0	0	0	0	0	0	0	0
Hispanic:	0	0	0	0	0	0	0	0
Total:	0	0	0	0	0	0	49	19

Female-headed Households: 0 0 0

Income Catearv:

	Owner	Renter	Total	Person
Extremely Low	0	0	0	18
Low Mod	0	0	0	14
Moderate	0	0	0	17
Non Low Moderate	0	0	0	0
Total	0	0	0	49
Percent Low/Mod				100.0%

Annual Accomplishments

Years	Accomplishment Narrative	# Benefitting
2013	Hope and Opportunity provided a series of small group programs designed to reduce youth vulnerability to alcohol use, drugs and tobacco, and teen pregnancy. Also provided life skills activities to help them become self-sufficient adults.	

PGM Year: 2013
Project: 0005 - B Public Services
IDIS Activity: 3177 - Boys and Girls clubs of Las Vegas Great Futures Vision - Formula for Impact (NLV)

Status: Completed 6/30/2014 12:00:00 AM Objective: Create suitable living environments
Location: 2930 E. Carey Avenue North Las Vegas, NV 89030 Outcome: Availability/accessibility
Matrix Code: Youth Services (05D) National Objective: LMC

Initial Funding Date: 11/22/2013

Description:
Funds will be used for the Formula for Impact Program providing young people with academic support, cultivating leadership skills and how to live a healthy life.

Financing

Grant Year	Grant	Fund Type	Funded Amount	Drawn In Program Year	Drawn Thru Program Year
Pre-2015		EN	\$25,000.00	\$25,000.00	\$25,000.00
Total			\$25,000.00	\$25,000.00	\$25,000.00

Proposed Accomplishments

People (General) : 400

Actual Accomplishments

Number assisted:

	Owner		Renter		Total		Person	
	Total	Hispanic	Total	Hispanic	Total	Hispanic	Total	Hispani
White:	0	0	0	0	0	0	7	2
Black/African American:	0	0	0	0	0	0	23	12
Asian:	0	0	0	0	0	0	0	0
American Indian/Alaskan Native:	0	0	0	0	0	0	1	0
Native Hawaiian/Other Pacific Islander:	0	0	0	0	0	0	4	0
American Indian/Alaskan Native & White:	0	0	0	0	0	0	0	0
Asian White:	0	0	0	0	0	0	0	0
Black/African American & White:	0	0	0	0	0	0	16	0
American Indian/Alaskan Native & Black/African American:	0	0	0	0	0	0	0	0
Other multi-racial:	0	0	0	0	0	0	233	173
Asian/Pacific Islander:	0	0	0	0	0	0	0	0
Hispanic:	0	0	0	0	0	0	0	0
Total:	0	0	0	0	0	0	284	187
Female-headed Households:	0		0		0			

Income Catearv:

	Owner	Renter	Total	Person
Extremely Low	0	0	0	190
Low Mod	0	0	0	69
Moderate	0	0	0	15
Non Low Moderate	0	0	0	10
Total	0	0	0	284
Percent Low/Mod				96.5%

Annual Accomplishments

Years	Accomplishment Narrative	# Benefitting
-------	--------------------------	---------------

2013	Provided a safe place for kids to spend time after school and during breaks. Focused on reading in the summer reading program.	
------	--	--

PGM Year: 2013

Project: 0005 - B Public Services

IDIS Activity: 3178 - Foundation for Positively Kids Medical Daycare and Respite (NLV)

Status: Completed 6/30/2014 12:00:00 AM

Location: 3555 W Reno Ave Ste F Las Vegas, NV 89118-1609

Objective: Create suitable living environments

Outcome: Availability/accessibility

Matrix Code: Handicapped Services (05B)

National Objective: LMC

Initial Funding Date: 11/22/2013

Description:

Funds will be used to support the agency's current medical daycare services for medically fragile/severely disabled, and or developmentally delayed children living in North Las Vegas.

Financing

Grant Year	Grant	Fund Type	Funded Amount	Drawn In Program Year	Drawn Thru Program Year
Pre-2015		EN	\$15,000.00	\$15,000.00	\$15,000.00
Total			\$15,000.00	\$15,000.00	\$15,000.00

Proposed Accomplishments

People (General) : 30

Actual Accomplishments

Number assisted:

	Owner		Renter		Total		Person	
	Total	Hispanic	Total	Hispanic	Total	Hispanic	Total	Hispani
White:	0	0	0	0	0	0	14	0
Black/African American:	0	0	0	0	0	0	12	0
Asian:	0	0	0	0	0	0	6	0
American Indian/Alaskan Native:	0	0	0	0	0	0	0	0
Native Hawaiian/Other Pacific Islander:	0	0	0	0	0	0	0	0
American Indian/Alaskan Native & White:	0	0	0	0	0	0	0	0
Asian White:	0	0	0	0	0	0	0	0
Black/African American & White:	0	0	0	0	0	0	0	0
American Indian/Alaskan Native & Black/African American:	0	0	0	0	0	0	0	0
Other multi-racial:	0	0	0	0	0	0	79	79
Asian/Pacific Islander:	0	0	0	0	0	0	0	0
Hispanic:	0	0	0	0	0	0	0	0
Total:	0	0	0	0	0	0	111	79

Female-headed Households: 0 0 0

Income Catearv:

	Owner	Renter	Total	Person
Extremely Low	0	0	0	85
Low Mod	0	0	0	8
Moderate	0	0	0	18
Non Low Moderate	0	0	0	0
Total	0	0	0	111
Percent Low/Mod				100.0%

Annual Accomplishments

Years	Accomplishment Narrative	# Benefitting
2013	Provided medical daycare and respite for kids with serious health problems and their families.	

PGM Year: 2013
Project: 0005 - B Public Services

IDIS Activity: 3179 - HELP of Southern Nevada Baby First Services (NLV)

Status: Open Objective: Create suitable living environments
 Location: 1640 E Flamingo Rd Ste 100 Las Vegas, NV 89119-5280 Outcome: Availability/accessibility
 Matrix Code: Health Services (05M) National Objective: LMC

Initial Funding Date: 11/22/2013

Description:

Funds will be used to provide early prenatal guidance, nutrition information, and case management to at-risk pregnant women.

Financing

Grant Year	Grant	Fund Type	Funded Amount	Drawn In Program Year	Drawn Thru Program Year
Pre-2015		EN	\$25,000.00	\$24,631.58	\$24,631.58
Total			\$25,000.00	\$24,631.58	\$24,631.58

Proposed Accomplishments

People (General) : 90

Actual Accomplishments

Number assisted:

	Owner		Renter		Total		Person	
	Total	Hispanic	Total	Hispanic	Total	Hispanic	Total	Hispani
White:	0	0	0	0	0	0	18	3
Black/African American:	0	0	0	0	0	0	20	2
Asian:	0	0	0	0	0	0	1	0
American Indian/Alaskan Native:	0	0	0	0	0	0	0	0
Native Hawaiian/Other Pacific Islander:	0	0	0	0	0	0	0	0
American Indian/Alaskan Native & White:	0	0	0	0	0	0	0	0
Asian White:	0	0	0	0	0	0	0	0
Black/African American & White:	0	0	0	0	0	0	0	0
American Indian/Alaskan Native & Black/African American:	0	0	0	0	0	0	0	0
Other multi-racial:	0	0	0	0	0	0	8	3
Asian/Pacific Islander:	0	0	0	0	0	0	0	0
Hispanic:	0	0	0	0	0	0	0	0
Total:	0	0	0	0	0	0	47	8

Female-headed Households: 0 0 0

Income Catearv:

	Owner	Renter	Total	Person
Extremely Low	0	0	0	47
Low Mod	0	0	0	0
Moderate	0	0	0	0
Non Low Moderate	0	0	0	0
Total	0	0	0	47

Annual Accomplishments

Years	Accomplishment Narrative	# Benefitting
-------	--------------------------	---------------

2013	Provided pregnant and parenting mothers with parenting classes, emergency diapers and formula, and other wrap around services.	
------	--	--

PGM Year: 2013
Project: 0005 - B Public Services
IDIS Activity: 3180 - Las Vegas Natural History Museum Open Door - Explore Program (NLV)

Status:	Canceled 9/3/2014 11:05:35 AM	Objective:	Create suitable living environments
Location:	900 Las Vegas Blvd N Las Vegas, NV 89101-1112	Outcome:	Availability/accessibility
		Matrix Code:	Youth Services (05D) National Objective: LMC

Initial Funding Date: 11/22/2013

Description:
 Funds will be used to provide free admission and transportation for children and youth from economically disadvantaged schools in the North Las Vegas to visit the Museum on a Learning Safari.

Financing
 No data returned for this view. This might be because the applied filter excludes all data.

Proposed Accomplishments

People (General) : 1,750

Actual Accomplishments

<i>Number assisted:</i>	Owner		Renter		Total		Person	
	Total	Hispanic	Total	Hispanic	Total	Hispanic	Total	Hispani
White:	0	0	0	0	0	0	0	0
Black/African American:	0	0	0	0	0	0	0	0
Asian:	0	0	0	0	0	0	0	0
American Indian/Alaskan Native:	0	0	0	0	0	0	0	0
Native Hawaiian/Other Pacific Islander:	0	0	0	0	0	0	0	0
American Indian/Alaskan Native & White:	0	0	0	0	0	0	0	0
Asian White:	0	0	0	0	0	0	0	0
Black/African American & White:	0	0	0	0	0	0	0	0
American Indian/Alaskan Native & Black/African American:	0	0	0	0	0	0	0	0
Other multi-racial:	0	0	0	0	0	0	0	0
Asian/Pacific Islander:	0	0	0	0	0	0	0	0
Hispanic:	0	0	0	0	0	0	0	0
Total:	0	0	0	0	0	0	0	0
Female-headed Households:	0		0		0			

Income Catearv:

Owner	Renter	Total	Person
-------	--------	-------	--------

American Indian/Alaskan Native & White:	0	0	0	0	0	0	0	0
Asian White:	0	0	0	0	0	0	0	0
Black/African American & White:	0	0	0	0	0	0	0	0
American Indian/Alaskan Native & Black/African American:	0	0	0	0	0	0	0	0
Other multi-racial:	0	0	0	0	0	0	50	50
Asian/Pacific Islander:	0	0	0	0	0	0	0	0
Hispanic:	0	0	0	0	0	0	0	0
Total:	0	0	0	0	0	0	56	50

Female-headed Households: 0 0 0

Income Catearv:

	Owner	Renter	Total	Person
Extremely Low	0	0	0	53
Low Mod	0	0	0	3
Moderate	0	0	0	0
Non Low Moderate	0	0	0	0
Total	0	0	0	56
Percent Low/Mod				100.0%

Annual Accomplishments

Years	Accomplishment Narrative	# Benefitting
2013	Provided teens with activities and services to assist the community, giving them a sense of pride and accomplishment.	

PGM Year: 2013

Project: 0005 - B Public Services

IDIS Activity: 3182 - Variety Early Learning Center Tuition Assistance (NLV)

Status: Completed 6/30/2014 12:00:00 AM

Objective: Create suitable living environments

Location: 990 D St Las Vegas, NV 89106-3305

Outcome: Availability/accessibility

Matrix Code: Youth Services (05D)

National Objective: LMC

Initial Funding Date: 11/22/2013

Description:

Funds will be used to provide Child Care Tuition Assistance to low-income families, serving children with affordable rate so parents may remain employed and children will have a safe healthy learning environment.

Financing

Grant Year	Grant	Fund Type	Funded Amount	Drawn In Program Year	Drawn Thru Program Year
Pre-2015		EN	\$20,000.00	\$20,000.00	\$20,000.00
Total			\$20,000.00	\$20,000.00	\$20,000.00

Proposed Accomplishments

People (General) : 8

Actual Accomplishments

Owner Renter Total Person

Number assisted:

	Total	Hispanic	Total	Hispanic	Total	Hispanic	Total	Hispani
White:	0	0	0	0	0	0	10	3
Black/African American:	0	0	0	0	0	0	153	2
Asian:	0	0	0	0	0	0	0	0
American Indian/Alaskan Native:	0	0	0	0	0	0	0	0
Native Hawaiian/Other Pacific Islander:	0	0	0	0	0	0	0	0
American Indian/Alaskan Native & White:	0	0	0	0	0	0	0	0
Asian White:	0	0	0	0	0	0	0	0
Black/African American & White:	0	0	0	0	0	0	5	0
American Indian/Alaskan Native & Black/African American:	0	0	0	0	0	0	0	0
Other multi-racial:	0	0	0	0	0	0	9	9
Asian/Pacific Islander:	0	0	0	0	0	0	0	0
Hispanic:	0	0	0	0	0	0	0	0
Total:	0	0	0	0	0	0	177	14
Female-headed Households:	0		0		0			

Income Catearv:

	Owner	Renter	Total	Person
Extremely Low	0	0	0	36
Low Mod	0	0	0	43
Moderate	0	0	0	71
Non Low Moderate	0	0	0	27
Total	0	0	0	177
Percent Low/Mod				84.7%

Annual Accomplishments

Years	Accomplishment Narrative	# Benefitting
-------	--------------------------	---------------

2013 Provided scholarships for early childhood learning freeing parents to work or go to school to become more self-sufficient.

PGM Year: 2013

Project: 0005 - B Public Services

IDIS Activity: 3183 - Emergency Aid of Boulder City (BC)

Status: Open

Objective: Create suitable living environments

Location: 600 Nevada Hwy Boulder City, NV 89005-2421

Outcome: Availability/accessibility

Matrix Code: Operating Costs of

National Objective: LMC

Initial Funding Date: 11/22/2013

Description:

Funds will be used to provide rental and utility assistance to families facing homelessness in Boulder City. Boulder City is providing \$21,318 in CDBG funding and Clark County is providing \$25,000 in ESG funding.

Financing

Grant Year	Grant	Fund Type	Funded Amount	Drawn In Program Year	Drawn Thru Program Year
Pre-2015		EN	\$21,318.00	\$0.00	\$0.00
		PI	\$426.90	\$0.00	\$0.00
Total			\$21,744.90	\$0.00	\$0.00

Proposed Accomplishments

People (General) : 100

Actual Accomplishments

Number assisted:

	Owner		Renter		Total		Person	
	Total	Hispanic	Total	Hispanic	Total	Hispanic	Total	Hispani
White:	0	0	0	0	0	0	64	9
Black/African American:	0	0	0	0	0	0	2	0
Asian:	0	0	0	0	0	0	0	0
American Indian/Alaskan Native:	0	0	0	0	0	0	0	0
Native Hawaiian/Other Pacific Islander:	0	0	0	0	0	0	4	0
American Indian/Alaskan Native & White:	0	0	0	0	0	0	0	0
Asian White:	0	0	0	0	0	0	0	0
Black/African American & White:	0	0	0	0	0	0	0	0
American Indian/Alaskan Native & Black/African American:	0	0	0	0	0	0	0	0
Other multi-racial:	0	0	0	0	0	0	0	0
Asian/Pacific Islander:	0	0	0	0	0	0	0	0
Hispanic:	0	0	0	0	0	0	0	0
Total:	0	0	0	0	0	0	70	9

Female-headed Households:

0	0	0
---	---	---

Income Catearv:

	Owner	Renter	Total	Person
Extremely Low	0	0	0	33
Low Mod	0	0	0	29
Moderate	0	0	0	8
Non Low Moderate	0	0	0	0
Total	0	0	0	70
Percent Low/Mod	100.0%			

Annual Accomplishments

Years	Accomplishment Narrative	# Benefitting
2013	Provided emergency rental assistance to income-eligible Boulder City residents.	

PGM Year: 2013

Project: 0005 - B Public Services

IDIS Activity: 3184 - Lend-a-Hand Transportation Assistance (BC)

Status: Open

Objective: Create suitable living environments

Location: 400 Utah St Boulder City, NV 89005-2620

Outcome: Availability/accessibility

Matrix Code: Transportation Services (05E)

National Objective: LMC

Initial Funding Date: 11/22/2013

Description:

Funds will be used to provide transportation to seniors and disabled people to go to medical appointments and to conduct other business in the Las Vegas Valley.

Financing

Grant Year	Grant	Fund Type	Funded Amount	Drawn In Program Year	Drawn Thru Program Year
Pre-2015		EN	\$7,490.00	\$0.00	\$0.00
Total			\$7,490.00	\$0.00	\$0.00

Proposed Accomplishments

People (General) : 140

Actual Accomplishments

Number assisted:

	Owner		Renter		Total		Person	
	Total	Hispanic	Total	Hispanic	Total	Hispanic	Total	Hispani
White:	0	0	0	0	0	0	274	14
Black/African American:	0	0	0	0	0	0	2	0
Asian:	0	0	0	0	0	0	0	0
American Indian/Alaskan Native:	0	0	0	0	0	0	2	0
Native Hawaiian/Other Pacific Islander:	0	0	0	0	0	0	0	0
American Indian/Alaskan Native & White:	0	0	0	0	0	0	0	0
Asian White:	0	0	0	0	0	0	0	0
Black/African American & White:	0	0	0	0	0	0	0	0
American Indian/Alaskan Native & Black/African American:	0	0	0	0	0	0	0	0
Other multi-racial:	0	0	0	0	0	0	0	0
Asian/Pacific Islander:	0	0	0	0	0	0	0	0
Hispanic:	0	0	0	0	0	0	0	0
Total:	0	0	0	0	0	0	278	14

Female-headed Households:

0	0	0
---	---	---

Income Catearv:

	Owner	Renter	Total	Person
Extremely Low	0	0	0	0
Low Mod	0	0	0	0
Moderate	0	0	0	278
Non Low Moderate	0	0	0	0
Total	0	0	0	278
Percent Low/Mod				100.0%

Annual Accomplishments

Years	Accomplishment Narrative	# Benefitting
-------	--------------------------	---------------

2013 This was the twenty-third year of funding for this public service providing transportation services for elderly and disabled clients in Boulder City.

PGM Year: 2013
Project: 0005 - B Public Services
IDIS Activity: 3185 - The Shade Tree for Homeless Women (NLV)

Status: Open Objective: Create suitable living environments
 Location: 1 W Owens Ave North Las Vegas, NV 89030-6865 Outcome: Availability/accessibility
 Matrix Code: Operating Costs of National Objective: LMC

Initial Funding Date: 11/22/2013

Description:

Funds will be used to pay for operations at the Shade Tree Emergency Shelter, the only 24-hour accessible shelter program in Clark County designed specifically to meet the needs of abused or homeless women, both with and without children.

Financing

Grant Year	Grant	Fund Type	Funded Amount	Drawn In Program Year	Drawn Thru Program Year
Pre-2015		EN	\$46,607.00	\$43,624.31	\$43,624.31
Total			\$46,607.00	\$43,624.31	\$43,624.31

Proposed Accomplishments

People (General) : 2,772

Actual Accomplishments

Number assisted:

	Owner		Renter		Total		Person	
	Total	Hispanic	Total	Hispanic	Total	Hispanic	Total	Hispani
White:	0	0	0	0	0	0	215	55
Black/African American:	0	0	0	0	0	0	222	9
Asian:	0	0	0	0	0	0	10	0
American Indian/Alaskan Native:	0	0	0	0	0	0	8	3
Native Hawaiian/Other Pacific Islander:	0	0	0	0	0	0	4	0
American Indian/Alaskan Native & White:	0	0	0	0	0	0	8	0
Asian White:	0	0	0	0	0	0	8	2
Black/African American & White:	0	0	0	0	0	0	1	1
American Indian/Alaskan Native & Black/African American:	0	0	0	0	0	0	0	0
Other multi-racial:	0	0	0	0	0	0	41	12
Asian/Pacific Islander:	0	0	0	0	0	0	0	0
Hispanic:	0	0	0	0	0	0	0	0
Total:	0	0	0	0	0	0	517	82

Female-headed Households: 0 0 0

Income Catearv:

	Owner	Renter	Total	Person
Extremely Low	0	0	0	427

Hispanic:	0	0	0	0	0	0	0	0
Total:	0	0	0	0	0	0	27	2

Female-headed Households: 0 0 0

Income Catearv:

	Owner	Renter	Total	Person
Extremely Low	0	0	0	27
Low Mod	0	0	0	0
Moderate	0	0	0	0
Non Low Moderate	0	0	0	0
Total	0	0	0	27
Percent Low/Mod	100.0%			

Annual Accomplishments

Years	Accomplishment Narrative	# Benefitting
-------	--------------------------	---------------

2013 Provided assistance to homeless men through shelter, food, and employment training.

PGM Year: 2013

Project: 0004 - B Infrastructure Improvements

IDIS Activity: 3187 - North Las Vegas Public Works ADA Sidewalks FY 13-14 (NLV)

Status: Open

Objective: Create suitable living environments

Location: 2250 Las Vegas Blvd N North Las Vegas, NV 89030-5877

Outcome: Availability/accessibility

Matrix Code: Sidewalks (03L)

National Objective: LMA

Initial Funding Date: 11/22/2013

Description:

Funds will be used to put in sidewalk ramps and remove sidewalk barriers to meet AMericans with Disabilities Act requirements for people with disabilities.

Financing

Grant Year	Grant	Fund Type	Funded Amount	Drawn In Program Year	Drawn Thru Program Year
Pre-2015		EN	\$281,734.00	\$0.00	\$0.00
Total			\$281,734.00	\$0.00	\$0.00

Proposed Accomplishments

People (General) : 5,000

Total Population in Service Area: 54,733

Census Tract Percent Low / Mod: 67.70

Annual Accomplishments

Years	Accomplishment Narrative	# Benefitting
-------	--------------------------	---------------

2013 Prior year funds used first. See IDIS #3114. Constructed 58 sidewalk ramps with spandrell and 11 sidewalk ramps without spandrell.

PGM Year: 2013

Project: 0005 - B Public Services
IDIS Activity: 3188 - Women's Development Center Transitional Housing Program (NLV)

Status: Completed 6/30/2014 12:00:00 AM Objective: Provide decent affordable housing
 Location: 4020 Pecos McLeod Las Vegas, NV 89121-4350 Outcome: Availability/accessibility
 Matrix Code: Operating Costs of National Objective: LMC

Initial Funding Date: 11/22/2013

Description:
 Funds will be used to provide housing and services to homeless families and senior women who are taking steps to become self-supporting.

Financing

Grant Year	Grant	Fund Type	Funded Amount	Drawn In Program Year	Drawn Thru Program Year
Pre-2015		EN	\$30,000.00	\$27,893.27	\$27,893.27
Total			\$30,000.00	\$27,893.27	\$27,893.27

Proposed Accomplishments

People (General) : 15

Actual Accomplishments

Number assisted:

	Owner		Renter		Total		Person	
	Total	Hispanic	Total	Hispanic	Total	Hispanic	Total	Hispani
White:	0	0	0	0	0	0	28	0
Black/African American:	0	0	0	0	0	0	52	0
Asian:	0	0	0	0	0	0	1	0
American Indian/Alaskan Native:	0	0	0	0	0	0	0	0
Native Hawaiian/Other Pacific Islander:	0	0	0	0	0	0	0	0
American Indian/Alaskan Native & White:	0	0	0	0	0	0	0	0
Asian White:	0	0	0	0	0	0	0	0
Black/African American & White:	0	0	0	0	0	0	0	0
American Indian/Alaskan Native & Black/African American:	0	0	0	0	0	0	0	0
Other multi-racial:	0	0	0	0	0	0	17	17
Asian/Pacific Islander:	0	0	0	0	0	0	0	0
Hispanic:	0	0	0	0	0	0	0	0
Total:	0	0	0	0	0	0	98	17
Female-headed Households:	0		0		0			

Income Catearv:

	Owner	Renter	Total	Person
Extremely Low	0	0	0	85
Low Mod	0	0	0	13
Moderate	0	0	0	0
Non Low Moderate	0	0	0	0

Black/African American & White:	0	0	0	0	0	0	0	0
American Indian/Alaskan Native & Black/African American:	0	0	0	0	0	0	0	0
Other multi-racial:	0	0	0	0	0	0	0	0
Asian/Pacific Islander:	0	0	0	0	0	0	0	0
Hispanic:	0	0	0	0	0	0	0	0
Total:	0	0	11	3	11	3	0	0

Female-headed Households: 0 0 0

Income Catearv:

	Owner	Renter	Total	Person
Extremely Low	0	2	2	0
Low Mod	0	8	8	0
Moderate	0	1	1	0
Non Low Moderate	0	0	0	0
Total	0	11	11	0
Percent Low/Mod		100.0%	100.0%	

Annual Accomplishments

Years	Accomplishment Narrative	# Benefitting
-------	--------------------------	---------------

2013 Provided energy efficient rehab for 11 units of affordable rental housing, assisting 14 people.

PGM Year: 2013

Project: 0006 - B Housing

IDIS Activity: 3191 - Rebuilding Together S. NV Housing Rehab (NLV)

Status: Open

Location: 611 S 9th St Las Vegas, NV 89101-7012

Objective: Provide decent affordable housing

Outcome: Sustainability

Matrix Code: Rehab; Single-Unit Residential

National Objective: LMH

Initial Funding Date: 11/25/2013

Description:

RTSNV provides repair and rehabilitation services free of charge to low and moderate-income homeowners who are seniors, disabled or veterans. These services as well as home modifications consisting of grab bar & ramp installation are performed by licensed contractors.

Financing

Grant Year	Grant	Fund Type	Funded Amount	Drawn In Program Year	Drawn Thru Program Year
Pre-2015		EN	\$175,540.00	\$42,298.86	\$42,298.86
		PI	\$5,023.45	\$0.00	\$0.00
Total			\$180,563.45	\$42,298.86	\$42,298.86

Proposed Accomplishments

Housing Units : 30

Actual Accomplishments

<i>Number assisted:</i>	Owner		Renter		Total		Person	
	Total	Hispanic	Total	Hispanic	Total	Hispanic	Total	Hispani

White:	22	9	0	0	22	9	0	0
Black/African American:	26	0	0	0	26	0	0	0
Asian:	0	0	0	0	0	0	0	0
American Indian/Alaskan Native:	0	0	0	0	0	0	0	0
Native Hawaiian/Other Pacific Islander:	0	0	0	0	0	0	0	0
American Indian/Alaskan Native & White:	0	0	0	0	0	0	0	0
Asian White:	0	0	0	0	0	0	0	0
Black/African American & White:	0	0	0	0	0	0	0	0
American Indian/Alaskan Native & Black/African American:	0	0	0	0	0	0	0	0
Other multi-racial:	0	0	0	0	0	0	0	0
Asian/Pacific Islander:	0	0	0	0	0	0	0	0
Hispanic:	0	0	0	0	0	0	0	0
Total:	48	9	0	0	48	9	0	0

Female-headed Households: 1 0 1

Income Category:

	Owner	Renter	Total	Person
Extremely Low	4	0	4	0
Low Mod	13	0	13	0
Moderate	31	0	31	0
Non Low Moderate	0	0	0	0
Total	48	0	48	0
Percent Low/Mod	100.0%		100.0%	

Annual Accomplishments

Years	Accomplishment Narrative	# Benefitting
2013	Additional funds added from project 2843 (\$5,023.45) and Project 3141 (\$50,540) in May 2014. Assisted 48 people with minor repairs to their owner-occupied homes. (25 houses)	

PGM Year:	2012
Project:	0006 - B Housing
IDIS Activity:	3197 - NLV Code Enforcement (NLV)

Status: Open Objective: Create suitable living environments
Location: 2250 Las Vegas Blvd N North Las Vegas, NV 89030-5877 Outcome: Sustainability
Matrix Code: Code Enforcement (15) National Objective: LMA

Initial Funding Date: 01/27/2014

Description:
Funds will be used to provide code enforcement in lowmod areas of North Las Vegas.

Financing

Other multi-racial:	0	0	0	0	0	0	0	0
Asian/Pacific Islander:	0	0	0	0	0	0	0	0
Hispanic:	0	0	0	0	0	0	0	0
Total:	0	0	0	0	0	0	0	0

Female-headed Households: 0 0 0

Income Category:

	Owner	Renter	Total	Person
Extremely Low	0	0	0	0
Low Mod	0	0	0	0
Moderate	0	0	0	0
Non Low Moderate	0	0	0	0
Total	0	0	0	0
Percent Low/Mod				

Annual Accomplishments

Years	Accomplishment Narrative	# Benefitting
2013	HELP of Southern Nevada is working on using New Market Tax Credits for the bulk of equity needed to construct the Shannon West Youth Center.	
	Total Funded Amount:	\$50,942,396.49
	Total Drawn Thru Program Year:	\$42,340,773.39
	Total Drawn In Program Year:	\$5,254,748.57

APPENDIX D: STATUS OF HOME GRANTS

HOME Deadline Compliance Status Report
Requirement Years: 2012 Commitments, 2012 CHDO Reservations, and 2009 Disbursements
As of 07/31/14
(sorted alphabetically by PJ)

<u>PJ</u>	<u>±</u>	<u>Deadline Date</u>	<u>Original Allocation</u>	<u>Adjustments⁺⁺</u>	<u>Requirement Amount</u>	<u>Total C,R,orD⁺ through Deadline</u>	<u>%</u>	<u>Shortfall</u>	<u>Current Status</u>
Clark County	C	8/31/2014	\$22,008,455	\$18,792	\$21,989,663	\$21,897,569	99.58	\$92,094	one month notice 7/24/14
	CHDO-C		\$21,692,606	\$0	\$3,253,891	\$4,790,573	22.08	\$0	
WA	CHDO-R	8/31/2014	\$21,692,606	\$0	\$3,253,891	\$4,850,380	22.36	\$0	
	CHDO-D		\$20,224,813	\$0	\$3,033,722	\$4,690,573	23.19	\$0	
	D	7/31/2014	\$20,540,662	\$18,792	\$20,521,870	\$21,288,979	100.00	\$0	
Clark County Consortium	C	7/31/2014	\$77,266,257	\$0	\$77,266,257	\$78,765,391	100.00	\$0	
	CHDO-C		\$76,074,180	\$0	\$11,411,127	\$17,355,567	22.81	\$0	
NV	CHDO-R	7/31/2014	\$76,074,180	\$0	\$11,411,127	\$17,355,567	22.81	\$0	
	CHDO-D		\$66,563,756	\$0	\$9,984,563	\$17,297,515	25.99	\$0	
	D	9/30/2014	\$67,755,833	\$0	\$67,755,833	\$72,946,987	100.00	\$0	
Clarksville	C	6/30/2014	\$7,303,139	\$75,000	\$7,228,139	\$7,423,276	100.00	\$0	
	CHDO-C		\$7,303,139	\$75,000	\$1,020,471	\$1,179,783	16.15	\$0	
TN	CHDO-R	6/30/2014	\$7,303,139	\$75,000	\$1,020,471	\$1,179,783	16.15	\$0	
	CHDO-D		\$6,096,593	\$75,000	\$839,489	\$1,179,783	19.35	\$0	
	D	6/30/2014	\$6,096,593	\$75,000	\$6,021,593	\$7,232,408	100.00	\$0	
Clayton County	C	7/31/2014	\$11,877,963	\$0	\$11,877,963	\$12,089,123	100.00	\$0	
	CHDO-C		\$11,638,020	\$0	\$1,745,703	\$1,745,703	15.00	\$0	
GA	CHDO-R	7/31/2014	\$11,638,020	\$0	\$1,745,703	\$1,745,703	15.00	\$0	
	CHDO-D		\$9,044,305	\$0	\$1,356,646	\$1,745,703	19.30	\$0	
	D	7/31/2014	\$9,284,248	\$0	\$9,284,248	\$11,744,967	100.00	\$0	

NOTE: Any ADDI allocations received through FY2007 are reflected in the Original Allocation and respective Requirements.

+ C-Commitments, R-CHDO Reservations, D-Disbursements

+++Adjustments could include grant reductions, deobligations, recapture of expired funds, or waivers of deadline requirements due to Presidentially-declared disasters.

* PJ did not receive an allocation until after 2012. Therefore, it has no amount subject to the FY 2014 commitment or CHDO reservation deadline date.

** PJ did not receive an allocation until after 2009. Therefore, it has no amount subject to the FY 2014 disbursement deadline date.

Due to CHDO deobligation or waiver, PJ could have met its cumulative CHDO reservation requirement with a percentage less than 15%.

Source: Data entered by HOME Participating Jurisdictions into HUD's Integrated Disbursement and Information System (IDIS)

APPENDIX E: NEEDS TABLES UPDATED

Table 3B
ANNUAL AFFORDABLE HOUSING COMPLETION GOALS

Grantee Name: Clark County Program Year: 2013	Expected Annual Number of Units To Be Completed	Actual Annual Number of Units Completed	Resources used during the period			
			CDBG	HOME /LIHTF	ESG	HOPWA
BENEFICIARY GOALS (Sec. 215 Only)						
Homeless households	73	73	<input type="checkbox"/>	<input checked="" type="checkbox"/>	<input type="checkbox"/>	<input type="checkbox"/>
Non-homeless households	138	138	<input checked="" type="checkbox"/>	<input checked="" type="checkbox"/>	<input type="checkbox"/>	<input type="checkbox"/>
Special needs households	123	123	<input type="checkbox"/>	<input checked="" type="checkbox"/>	<input type="checkbox"/>	<input type="checkbox"/>
Total Sec. 215 Beneficiaries*	334	334	<input checked="" type="checkbox"/>	<input checked="" type="checkbox"/>	<input type="checkbox"/>	<input type="checkbox"/>
RENTAL GOALS (Sec. 215 Only)						
Acquisition of existing units	0	0	<input type="checkbox"/>	<input type="checkbox"/>		<input type="checkbox"/>
Production of new units	123	123	<input type="checkbox"/>	<input checked="" type="checkbox"/>		<input type="checkbox"/>
Rehabilitation of existing units	11	11	<input checked="" type="checkbox"/>	<input checked="" type="checkbox"/>	<input type="checkbox"/>	<input type="checkbox"/>
Rental Assistance	73	73	<input type="checkbox"/>	<input checked="" type="checkbox"/>		<input type="checkbox"/>
Total Sec. 215 Affordable Rental	207	207	<input type="checkbox"/>	<input checked="" type="checkbox"/>	<input type="checkbox"/>	<input type="checkbox"/>
HOME OWNER GOALS (Sec. 215 Only)						
Acquisition of existing units	0	0	<input type="checkbox"/>	<input checked="" type="checkbox"/>		
Production of new units	7	7	<input checked="" type="checkbox"/>	<input type="checkbox"/>		
Rehabilitation of existing units	89	89	<input checked="" type="checkbox"/>	<input type="checkbox"/>		
Homebuyer Assistance	31	31	<input type="checkbox"/>	<input checked="" type="checkbox"/>		<input type="checkbox"/>
Total Sec. 215 Affordable Owner	127	127	<input checked="" type="checkbox"/>	<input checked="" type="checkbox"/>	<input type="checkbox"/>	<input type="checkbox"/>
COMBINED RENTAL AND OWNER GOALS (Sec. 215 Only)						
Acquisition of existing units	0	0	<input type="checkbox"/>	<input checked="" type="checkbox"/>		<input type="checkbox"/>
Production of new units	130	130	<input type="checkbox"/>	<input checked="" type="checkbox"/>		<input type="checkbox"/>
Rehabilitation of existing units	100	100	<input checked="" type="checkbox"/>	<input type="checkbox"/>	<input type="checkbox"/>	<input type="checkbox"/>
Rental Assistance	73	73	<input type="checkbox"/>	<input checked="" type="checkbox"/>		<input type="checkbox"/>
Homebuyer Assistance	31	31	<input type="checkbox"/>	<input checked="" type="checkbox"/>		<input type="checkbox"/>
Combined Total Sec. 215 Goals*	334	334	<input checked="" type="checkbox"/>	<input checked="" type="checkbox"/>	<input type="checkbox"/>	<input type="checkbox"/>
OVERALL HOUSING GOALS (Sec. 215 + Other Affordable Housing)						
Annual Rental Housing Goal	207	207	<input type="checkbox"/>	<input checked="" type="checkbox"/>	<input type="checkbox"/>	<input type="checkbox"/>
Annual Owner Housing Goal	127	127	<input checked="" type="checkbox"/>	<input type="checkbox"/>	<input type="checkbox"/>	<input type="checkbox"/>
Total Overall Housing Goal	334	334	<input type="checkbox"/>	<input type="checkbox"/>	<input type="checkbox"/>	<input type="checkbox"/>

* The total amounts for "Combined Total Sec. 215 Goals" and "Total Sec. 215 Beneficiary Goals" should be the same number.

**APPENDIX F: HUD 40107 & 40107-A –
HOME PROGRAM INCOME, MBE/WBE & MATCH
REPORT**

Annual Performance Report HOME Program

U.S. Department of Housing
and Urban Development
Office of Community Planning
and Development

OMB Approval No. 2506-0171
(exp. 8/31/2009)

Public reporting burden for this collection of information is estimated to average 2.5 hours per response, including the time for reviewing instructions, searching existing data sources, gathering and maintaining the data needed, and completing and reviewing the collection of information. This agency may not conduct or sponsor, and a person is not required to respond to, a collection of information unless that collection displays a valid OMB control number.

The HOME statute imposes a significant number of data collection and reporting requirements. This includes information on assisted properties, on the owners or tenants of the properties, and on other programmatic areas. The information will be used: 1) to assist HOME participants in managing their programs; 2) to track performance of participants in meeting fund commitment and expenditure deadlines; 3) to permit HUD to determine whether each participant meets the HOME statutory income targeting and affordability requirements; and 4) to permit HUD to determine compliance with other statutory and regulatory program requirements. This data collection is authorized under Title II of the Cranston-Gonzalez National Affordable Housing Act or related authorities. Access to Federal grant funds is contingent on the reporting of certain project-specific data elements. Records of information collected will be maintained by the recipients of the assistance. Information on activities and expenditures of grant funds is public information and is generally available for disclosure. Recipients are responsible for ensuring confidentiality when public disclosure is not required.

This form is intended to collect numeric data to be aggregated nationally as a complement to data collected through the Cash and Management Information (C/MI) System. Participants should enter the reporting period in the first block. The reporting period is October 1 to September 30. Instructions are included for each section if further explanation is needed.

Submit this form on or before December 31. Send one copy to the appropriate HUD Field Office and one copy to: HOME Program, Rm 7176, 451 7th Street, S.W., Washington D.C. 20410	This report is for period (mm/dd/yyyy)		Date Submitted (mm/dd/yyyy)
	Starting	Ending	

Part I Participant Identification

1. Participant Number	2. Participant Name		
3. Name of Person completing this report		4. Phone Number (Include Area Code)	
5. Address	6. City	7. State	8. Zip Code

Part II Program Income

Enter the following program income amounts for the reporting period: in block 1, enter the balance on hand at the beginning; in block 2, enter the amount generated; in block 3, enter the amount expended; and in block 4, enter the amount for Tenant-Based rental Assistance.

1. Balance on hand at Beginning of Reporting Period	2. Amount received during Reporting Period	3. Total amount expended during Reporting Period	4. Amount expended for Tenant-Based Rental Assistance	5. Balance on hand at end of Reporting Period (1 + 2 - 3) = 5
---	--	--	---	---

Part III Minority Business Enterprises (MBE) and Women Business Enterprises (WBE)

In the table below, indicate the number and dollar value of contracts for HOME projects completed during the reporting period.

	a. Total	Minority Business Enterprises (MBE)			f. White Non-Hispanic
		b. Alaskan Native or American Indian	c. Asian or Pacific Islander	d. Black Non-Hispanic	
A. Contracts					
1. Number					
2. Dollar Amount					
B. Sub-Contracts					
1. Number					
2. Dollar Amount					
	a. Total	b. Women Business Enterprises (WBE)	c. Male		
C. Contracts					
1. Number					
2. Dollar Amount					
D. Sub-Contracts					
1. Number					
2. Dollar Amounts					

Office of Community Planning and Development

Public reporting burden for this collection of information is estimated to average 0.75 hours per response, including the time for reviewing instructions, searching existing data sources, gathering and maintaining the data needed, and completing and reviewing the collection of information. Send comments regarding this burden estimate or any other aspect of this collection of information, including suggestions for reducing this burden, to the Reports Management Officer, Office of Information Policies and Systems, U.S. Department of Housing and Urban Development, Washington, D.C. 20410-3600 and to the Office of Management and Budget, Paperwork Reduction Project (2601-0013) Washington, D.C. 20503. Do not send this completed form to either of these addresses.

Part I: Participant Information	Match Contributions for Federal Fiscal Year: 2013
--	--

1. Participant No: (assigned by HUD) DC320224	2. Name of the Participating Jurisdiction: Clark County, Nevada Home Consortium	3. Name of Contact: (person completing this report) Jim Lopez
5. Street Address of the Participating Jurisdiction: 500 S. Grand Central Parkway		4. Contact's Phone No. (include area code) (702) 455-5025
6. City: Las Vegas	7. State: Nevada	8. Zip Code: 89155-1212

Part II: Fiscal Year Summary		
1. Excess match from prior federal fiscal year		
2. Match contributed during current federal fiscal year (see Part III.9.)		
3. Total match available for current federal fiscal year (line 1 + line 2)		
4. Match liability for current federal fiscal year	Expended	STATE AND FEDERAL
5. Excess match carried over to next federal fiscal year (line 3 - line 4)		

Part III: Match Contribution for the Federal Fiscal Year									
1. Project No. or Other ID	2. Date of Contribution	3. Cash (non-federal sources)	4. Foregone Taxes, Fees Charges	5. Appraised Land/Real Property	6. Required InfraStructure	7. Site Preparation Construction Materials Donated Labor	8. Bond Financing	9. Total Match	
CL4152	7/9/2013	20,204.00						\$20,204.00	
CL4153	7/9/2013	11,566.00						\$11,566.00	
CL11-105	7/9/2013	6,625.00						\$6,625.00	
CL11-106	7/9/2013	5,463.00						\$5,463.00	
CL22-1	7/9/2013	1,487.00						\$1,487.00	
CL4154	7/18/2013	563.00						\$563.00	
CL11-107	7/18/2013	698.00						\$698.00	
CL4155	8/20/2013	11,343.00						\$11,343.00	
CL4156	8/20/2013	11,157.00						\$11,157.00	
CL11-108	8/20/2013	6,255.00						\$6,255.00	
CL11-109	8/20/2013	5,463.00						\$5,463.00	
CL22-2	8/20/2013	720.00						\$720.00	
CL4155a	8/20/2013	6,852.00						\$6,852.00	
CL4157	9/5/2013	15,613.00						\$15,613.00	
CL4158	9/5/2013	11,804.00						\$11,804.00	
CL11-110	9/5/2013	6,082.00						\$6,082.00	
CL11-111	9/5/2013	4,922.00						\$4,922.00	
CL22-3	9/5/2013	720.00						\$720.00	
		\$ 127,537.00							



CDCPCN Mixed Income Senior Apartments



Foundation for An Independent Tomorrow Expansion



Accessible Space, Inc. Agate Avenue Senior Apartments under construction